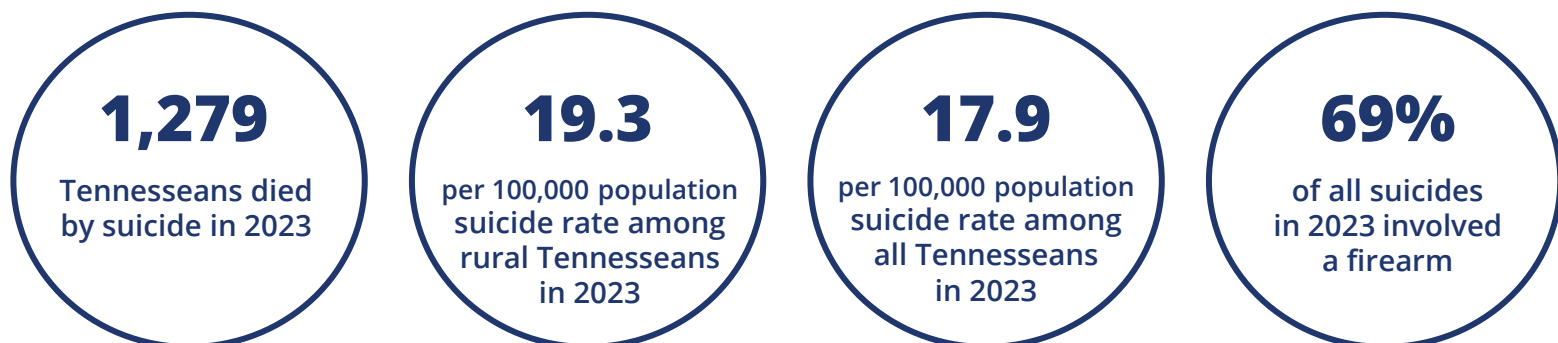


| SUICIDE STATISTICS, 2023



| METHOD OF SUICIDE, 2023



69%
FIREARM



18%
HANGING



8%
POISONING



5%
OTHER*



47% increase in suicide rates
among youth aged 10 to 17 from
2019 to 2023

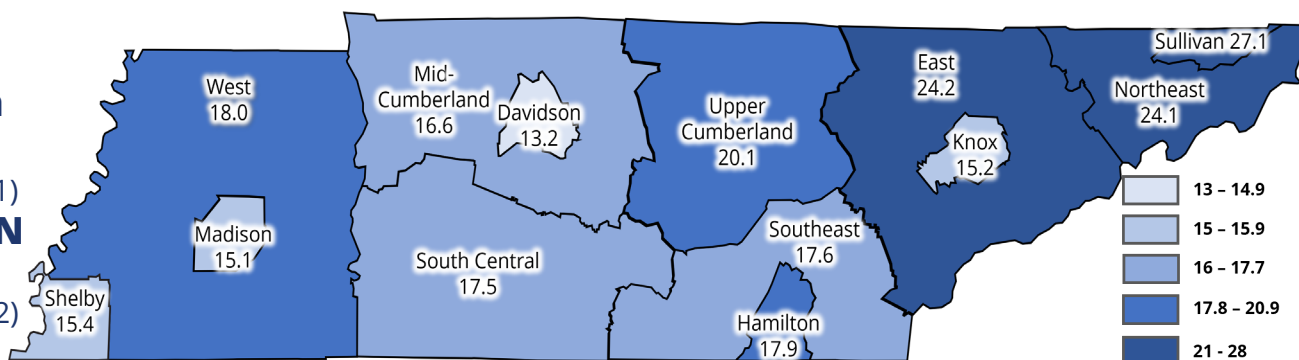
80% increase in firearm-related
suicides among youth aged
10 to 17 from 2019 to 2023

*Other methods include jumping from a height, drowning, and unspecified means.

| SUICIDE RATE BY GEOGRAPHY, 2023

(per 100,000 population)

In 2023, **Sullivan County** had the **highest rate** (27.1) of suicide. **East TN** had the **second highest rate** (24.2) of suicide.




This publication was supported by the grant number 5 NU50CE002589-05-00 funded by the Centers for Disease Control and Prevention (CDC). Its contents are solely the responsibility of the authors and do not necessarily represent the official view of the CDC or the Department of Human Services.



Dept. of Health Authorization #MW8U76-1,
Electronic only, June 10, 2025.
This public document was promulgated at zero cost.



VISIT OUR WEBSITE
www.preventsuicidetn.com



READ THE REPORT ONLINE
<https://www.tn.gov/content/dam/tn/health/program-areas/2025%20Suicide%20Prevention%20Annual%20Report.pdf>