HEALTHCARE PROVIDERS TOOLKIT

SEND HOME WITH PATIENT

OPTIONAL

USE THE LINKS BELOW TO VIEW A SPECIFIC RESOURCE

CDC Concussion Fact Sheet for Parents - CDC HEADS UP Program – focuses on athletes. Good to give out at sports physicals and clinics; has some prevention and identification

CDC Flyer for Families - basic concussion and return to school information

Signs and Symptoms Handouts - Use age-appropriate version. Helps family understand what to look for

Signs and Symptoms for the Young Child, English / Español – for the young child and those who communicate without words

Signs and Symptoms for the Older Child English / Español – for use with the school-aged child.

Signs and Symptoms for Adults: When Your Head Has Been Hurt – Includes information for the elderly

Recognizing Concussion in People Who Communicate Without Words: A tool for those who care for people who communicate without words including family members, healthcare professionals, service providers and more.

A Guide to Possible Changes After Brain Injury – A tool to help watch for changes that may follow brain injury. FYI the word may is italicized on purpose but please remove the highlight.

For Young Children Ages 7 and Under, English

For School-Aged Children and Adults, English/ Español

Driving After Traumatic Brain Injury – Tips, concerns, and steps for returning to driving from the TBI Model Systems Knowledge Translation Center.

Brain Injury and Mental Health from the Brain Injury Association of Virginia / Español

TN Traumatic Brain Injury Service Coordination Program Brochure – only for patients with injuries that require case management (help people with brain injuries and their families to assess their current resources and needs at no cost)

Brain Links Regional Contact Information

Brain Links

TENNESSEE

CONCUSSION FACT SHEET FOR PARENTS

HEADS UP CONCUSSION

WHAT IS A CONCUSSION?

A concussion is a type of traumatic brain injury. Concussions are caused by a bump or blow to the head. Even a "ding," "getting your bell rung," or what seems to be a mild bump or blow to the head can be serious.

You can't see a concussion. Signs and symptoms of concussion can show up right after the injury or may not appear or be noticed until days or weeks after the injury. If your child reports any symptoms of concussion, or if you notice the symptoms yourself, seek medical attention right away.

WHAT ARE THE SIGNS AND SYMPTOMS OF CONCUSSION?

If your child has experienced a bump or blow to the head during a game or practice, look for any of the following signs of a concussion:

SYMPTOMS REPORTED BY ATHLETE:

- Headache or "pressure" in head
- Nausea or vomiting
- Balance problems or dizziness
- Double or blurry vision
- Sensitivity to light
- Sensitivity to noise
- Feeling sluggish, hazy, foggy, or groggy
- Concentration or memory problems
- Confusion
- Just not "feeling right" or is "feeling down"

SIGNS OBSERVED BY PARENTS/ GUARDIANS:

- Appears dazed or stunned
- Is confused about assignment or position
- Forgets an instruction
- Is unsure of game, score, or opponent
- Moves clumsily
- Answers questions slowly
- Loses consciousness (even briefly)
- Shows mood, behavior, or personality changes

Brain Links

Tennessee Traumatic Brain Injury Program
https://www.tn.gov/content/tn/health/health-program-areas/fhw/vipp/tbi.html
800-882-0611

Tennessee Safe Stars Initiative
https://www.tn.gov/health/health-program-areas/fhw/vipp/safe-stars-initiative.html

Tennessee Disability Coalition / Brain Links
https://www.tndisability.org/brain

Brain Links is supported by the Administration for Community Living (ACL) of the U.S. Department of Health and Human Services under Grant No. 90TBSG0024-01-00 and in part by the TN Department of Health, Traumatic Brain Injury Program.

DANGER SIGNS

Be alert for symptoms that worsen over time. Your child or teen should be seen in an emergency department right away if s/he has:

- One pupil (the black part in the middle of the eye) larger than the other
- Drowsiness or cannot be awakened
- A headache that gets worse and does not go away
- Weakness, numbness, or decreased coordination
- Repeated vomiting or nausea
- Slurred speech
- Convulsions or seizures
- Difficulty recognizing people or places
- Increasing confusion, restlessness, or agitation
- Unusual behavior
- Loss of consciousness (even a brief loss of consciousness should be taken seriously)

WHAT SHOULD YOU DO IF YOU THINK YOUR CHILD HAS A CONCUSSION?

1. **SEEK MEDICAL ATTENTION RIGHT AWAY**
   A health care professional will be able to decide how serious the concussion is and when it is safe for your child to return to regular activities, including sports.
2. **KEEP YOUR CHILD OUT OF PLAY.**
   Concussions take time to heal. Don't let your child return to play the day of the injury and until a health care professional says it's OK. Children who return to play too soon - while the brain is still healing - risk a greater chance of having a second concussion. Repeat or later concussions can be very serious. They can cause permanent brain damage, affecting your child for a lifetime.
3. **TELL YOUR CHILD'S COACH ABOUT ANY PREVIOUS CONCUSSION.**
   Coaches should know if your child had a previous concussion. Your child's coach may not know about a concussion your child received in another sport or activity unless you tell the coach.

HOW CAN YOU HELP YOUR CHILD PREVENT A CONCUSSION OR OTHER SERIOUS BRAIN INJURY?

- Ensure that they follow their coach's rules for safety and the rules of the sport.
- Encourage them to practice good sportsmanship at all times.
- Make sure they wear the right protective equipment for their activity. Protective equipment should fit properly and be well maintained.
- Wearing a helmet is a must to reduce the risk of a serious brain injury or skull fracture.
  - However, helmets are not designed to prevent concussions. There is no "concussion-proof" helmet. So, even with a helmet, it is important for kids and teens to avoid hits to the head.

HOW CAN I HELP MY CHILD RETURN TO SCHOOL SAFELY AFTER A CONCUSSION?

Children and teens who return to school after a concussion may need to:

- Take rest breaks as needed
- Spend fewer hours at school
- Be given more time to take tests or complete assignments
- Receive help with schoolwork
- Reduce time spent reading, writing, or on the computer

Talk with your child's teachers, school nurse, coach, speech-language pathologist, or counselor about your child's concussion and symptoms. As your child's symptoms decrease, the extra help or support can be removed gradually.

HEADS UP

JOIN THE CONVERSATION ↳ www.facebook.com/CDCHeadsUp

TO LEARN MORE GO TO >> WWW.CDC.GOV/CONCUSSION

Content Source: CDC's Heads Up Program. Created through a grant to the CDC Foundation from the National Operating Committee on Standards for Athletic Equipment (NOCSAE).

HELP YOUR CHILD BE SUCCESSFUL AT SCHOOL AFTER A TBI

Parents and families play a crucial role in helping children return to school and activities after a Traumatic Brain Injury (TBI).

Most of the recovery process happens after your child leaves the medical setting. The more you know about TBI, the more you can help make sure your child is feeling well, and is successful at school.

TBI Effects can Last a Lifetime

Most children are resilient and recover well, but some effects can show up later in life.

It is important to

RECOGNIZE
MONITOR
& CARE

for your child as he or she grows up.

WHAT IS A TBI?

A Traumatic Brain Injury disrupts the normal functioning of the brain. A bump, a blow, or a jolt to the head can cause a TBI. With the brain still developing, a child is at greater risk for long-term effects after a TBI. These injuries range from mild to severe. Mild TBI, referred to as mTBI or concussion, is most common.

> CDC's Report to Congress outlines current gaps in TBI care, and provides clear opportunities for action to improve the management and outcomes of TBI in children.

COORDINATION IS KEY

Children recovering from a TBI need ongoing monitoring with coordinated care and support for best outcomes. Parents and families are often the ones taking care of children as they grow and develop.

COMMUNICATE

- Talk with your child's healthcare provider regularly, and attend all follow-up appointments.
- Notify your child's school about the TBI, and share updates from their healthcare provider.
- Communicate with the school about the need to monitor your child, and inform you about changes in your child's behavior or school work.

MONITOR

- Observe your child's symptoms and school work. Report concerns to your child's healthcare provider and school staff.
- Keep records about your child's head injuries, recovery, and recommendations from your doctor about services for your child, such as speech therapy.
- Watch for signs of changes in your child's behavior or school performance, as these may not show up right after a TBI.
- Keep track of the number of brain injuries your child has experienced, and consider this when making decisions about participation in activities like contact sports.

Help Your Child Return to School

Most students who return to school after a TBI benefit from a short-term plan that includes individualized accommodations, such as:

- **Physical rest**
- **Extra time on tests**
- **Reduced homework load**
- **More frequent breaks**
- **Individualized help at school**

Students who have learning or behavioral challenges after a TBI may be eligible for special education services, including individualized instruction, speech-language therapy, physical therapy, or educational support. Regardless of the available services, maintaining frequent communication with your child's teachers can be one of the most important actions you can take in your child's recovery process.

FIND SUPPORT FOR YOUR FAMILY

Understanding the effects of a TBI on your child, and finding the right services to meet their needs can be a gradual process. It also may be important to find care for yourself through support groups or other services available in your community.

CONNECT

Support groups provide encouragement and valuable help for parents and caregivers.

- Parent Training Information Centers (PACER Family-to-Family Health Information Centers: www.pacer.org/about/PACERfacts.asp)
- Brain Injury Association of America (BIAA): www.biausa.org
- United States Brain Injury Alliance (USBIA): www.usbia.org
- National Association of State Head Injury Administrators (NASHIA): www.nashia.org

ENGAGE

Problem-Solving Therapy (PST) can help families and children cope with a TBI. In PST, families receive training in:

- Staying positive
- Step-by-step problem-solving
- Family communication skills
- Education about the effects of a TBI

LEARN

Educational resources can help inform your child's recovery.

- www.cdc.gov/TraumaticBrainInjury
- www.cdc.gov/headsup/parents
- www.brainline.org

U.S. Department of Health and Human Services
Centers for Disease Control and Prevention

LEARN MORE

TBI: www.cdc.gov/TraumaticBrainInjury
HEADS UP: www.cdc.gov/HEADSUP

Brain Injury in Young Children



Prevention is the Only Cure

Falls are the leading cause of traumatic brain injury in children between 0 and 4 years.

Play safely: Make sure playground equipment is properly designed and maintained, and have a safe, soft landing surface in case a child falls.

Make home safety improvements: Install stair gates, guard rails, and guards on windows above ground level.

Keep sports safe: Make sure your child wears a helmet when bike riding, skating, or playing active sports.

Supervision is key: Always supervise a young child around stairs and playground equipment.

Signs & Symptoms

Brain injury looks different in every child. Have a doctor examine your child if any of the following changes persist after a blow to the head:

- decreased strength or coordination
- behavior & sleep changes
- appetite changes, changes in sucking or swallowing
- decreased smiling, vocalizing or talking
- frequent rubbing of the eyes or head
- decreased ability to focus the eyes, unequal pupil size
- stomachaches
- increased sensitivity to light or sound
- extreme irritability

Multiple Injuries

Sustaining multiple concussions is particularly dangerous to young children.

Even when a blow to the head seems minor, a second equally-minor injury can have devastating results. One injury is bad enough; a second can be catastrophic.

Keep a record of any injuries to the head that your child sustains. Symptoms of an early brain injury may not appear until a child reaches late elementary or middle school years.

Knowing how to prevent brain injuries helps keep children safe.

Brain injury lasts a lifetime.

For More Information

For more information:

TN Traumatic Brain Injury Program
https://www.tn.gov/health/health-program-areas/fhw/vipp/tbi.html

Brain Injury Association of America
https://www.biausa.org

Brain Links
https://www.tndisability.org/brain

Brain Links

Brain Links is supported by the Administration for Community Living (ACL) of the U.S. Department of Health and Human Services under Grant No. 90TBSG0024-01-00 and in part by the Tennessee Department of Health, Traumatic Brain Injury Program.

kidcentral tn

Brain Links 2019 & Project BRAIN 2016

Adapted with permission from the Nebraska Brain Injury Advisory Council's Task Force on Children and Youth

Lesiones cerebrales en niños pequeños



La prevención es la única cura

Las caídas son la causa más importante de lesiones cerebrales traumáticas en niños entre 0 y 4 años de edad.

Juego seguro: Asegúrese de que el equipo del patio de recreo esté diseñado apropiadamente y que reciba mantenimiento, y que tenga una superficie segura y suave en el piso en caso de que un niño caiga.

Realice mejoras en la seguridad del hogar: Instale puertas para escaleras, pasamanos y guardas en las ventanas por encima del nivel de piso.

Seguridad en los deportes: Asegúrese de que su hijo use casco cuando ande en bicicleta o patines, o cuando juegue deportes de actividad.

La supervisión es la clave: Siempre supervise a los niños pequeños cerca de escaleras y patios de recreo.

Señales y síntomas

Las lesiones cerebrales se aprecian de modo diferente en cada niño. Llévelo a examinar con un médico si alguno de los siguientes cambios persiste después de un impacto en la cabeza:

- fuerza o coordinación reducidas
- cambios en el comportamiento y sueño
- cambios en el apetito, la succión de amamantado o al deglutir
- sonríe menos, o se reduce su vocalización o habla
- se frota frecuente los ojos o la cabeza
- menor capacidad para enfocar los ojos, tamaño de pupilas desigual
- dolores de estomago
- mayor sensibilidad a la luz o a los sonidos
- irritabilidad extrema

Lesiones múltiples

Recibir varias conmociones cerebrales es particularmente peligroso para los niños pequeños.

Incluso cuando un impacto en la cabeza parezca pequeño, una segunda lesión también pequeña puede tener resultados devastadores. Una lesión ya es de por sí mala; una segunda puede ser catastrófica.

Mantenga un registro de cualquier lesión en la cabeza que sufra su hijo. Los síntomas de una lesión cerebral temprana pueden no aparecer sino hasta los últimos años de la primaria o en la secundaria.

Conocer cómo evitar lesiones cerebrales ayuda a mantener seguros a sus hijos.

Las lesiones cerebrales duran toda la vida.

Para mayor información

Para mayor información

Programa para Lesiones Cerebrales Traumáticas de Tennessee
https://www.tn.gov/health/health-program-areas/fhw/vipp/tbi.html

Brain Injury Association of America (Asociación para Lesiones Cerebrales de EE.UU.)
https://www.biausa.org/

Brain Links
https://www.tndisability.org/brain

Brain Links

Brain Links cuenta con el respaldo de la Administración para la Vida Comunitaria (ACL, por sus siglas en inglés) del Departamento de Salud y Servicios Humanos de los EE. UU. Bajo la subvención No. 90TBSG0024-01-00 y, en parte, por el Departamento de Salud de Tennessee, Programa de Lesiones Cerebrales Traumáticas.

kidcentral tn

Brain Links 2019 y Proyecto BRAIN 2016
Adaptado con permiso del Grupo Operativo del Comité Consultivo para Lesiones CEREBRALES de Nebraska para Niños y Jóvenes.

When Your Child's Head Has Been Hurt:

HEADS UP TO PARENTS

A head injury can happen to anyone in every day life: at home, at school or in sports. Many children who hurt their heads get well and have no long-term problems.

- *You can't see a concussion. Signs and symptoms of concussion can show up right after the injury or may not appear or be noticed until days or weeks after the injury.*
- *"Concussions are caused by a bump or blow to the head. Even a 'ding,' 'getting your bell rung,' or what seems to be a mild bump or blow to the head can be serious.*
- *If your child reports any symptoms of concussion, or if you notice the symptoms yourself, seek medical attention right away."*

(Adapted from the Centers for Disease Control Heads up www.cdc.gov/Concussion)

HEALTH PROBLEMS

Headaches

- headache that keeps coming back
- pain in head/neck
- pain below the ear
- pain in the jaw
- pain in or around the eyes

Balance Problems

- dizziness
- trouble with balance

Sensory Changes

- bothered by smells
- changes in taste or smell
- appetite changes

- feels too hot
- feels too cold
- doesn't feel temperature at all

- ringing in the ears
- hearing loss
- bothered by noises
- can't handle background noise

If your child has any of these problems, see a doctor right away.

- disoriented: loss of memory/amnesia
- nausea or vomiting that returns
- one pupil larger than the other
- headache that does not go away or get better
- seizures: eyes fluttering, body going stiff, staring into space
- hands shake, tremors, muscles get weak, loss of muscle tone

For infants and toddlers:

- all items already listed
- will not stop crying, can't be consoled
- will not nurse or eat

A concussion is a type of traumatic brain injury (TBI). All concussions are serious.

Sleep Problems

- can't sleep through the night
- sleeps too much
- days and nights get mixed up

Pain Problems

- neck and shoulder pain that happens a lot
- other unexplained body pain

- blurry vision
- seeing double
- hard to see clearly (hard to focus)
- bothered by light

BEHAVIOR and FEELINGS

(Changes in personality, mood or behavior)

- is irritable, anxious, restless
- gets upset or frustrated easily
- overreacts, cries or laughs too easily
- has mood swings
- wants to be alone or away from people
- is afraid of others, blames others
- wants to be taken care of
- does not know how to act with people
- takes risks without thinking first
- is sad, depressed
- is slow to respond
- is tired, drowsy
- takes off clothes in public
- has different sexual behavior
- eats too little, eats all the time, or eats things that aren't food
- trips, falls, drops things, is awkward
- starts using or has a different reaction to alcohol or drugs
- doesn't want to do anything, can't "get started"

- ✓ See a doctor
- ✓ Inform school of the injury
- ✓ Take time to recover
- ✓ Gradual return to learn/ school
- ✓ Cleared by a doctor before returning to play sports

THINKING PROBLEMS

- has trouble remembering things
- has trouble paying attention
- needs more time to process information
- thinks slowly and reacts slowly
- takes things too literally, doesn't get jokes
- understands words but not their meaning
- thinks about the same thing over and over
- has trouble learning new things
- has trouble putting things in order (desk, room, papers)
- has trouble remembering to do things on time
- has trouble planning, starting, doing, and finishing a task
- has trouble making decisions
- makes poor choices

TROUBLE COMMUNICATING

- changes the subject, has trouble staying on topic
- has trouble thinking of the right word
- has trouble listening
- has trouble paying attention, can't have long conversations
- does not say things clearly

Children and teens who show or report one or more of the signs and symptoms listed below, or simply say they just "don't feel right" after a bump, blow, or jolt to the head or body, may have a concussion or more serious brain injury.

Signs Observed by Parents or Guardians:	Symptoms Reported by Athlete:
Appears dazed or stunned	Headache or "pressure" in head
Is confused about assignment or position	Nausea or vomiting
Forgets an instruction	Balance problems or dizziness
Is unsure of game, score, or opponent	Double or blurry vision
Moves clumsily	Sensitivity to light
Answers questions slowly	Sensitivity to noise
Loses consciousness (even briefly)	Feeling sluggish, hazy, foggy, or groggy
Shows mood, behavior, or personality changes	Concentration or memory problems
	Confusion
	Just "not feeling right" or "feeling down"

(Adapted from the Centers for Disease Control www.cdc.gov/Concussion)

It's better to miss one game than the whole season.

Brain Links

TN Disability Coalition/Brain Links
615-383-9442 888-643-7811
https://www.tndisability.org/brain

TN Traumatic Brain Injury Program
800-882-0611
https://www.tn.gov/health/health-program-areas/fhw/vipp/tbi.html

TN Return to Learn/Return to Play: Concussion Management Guidelines
https://www.tn.gov/content/dam/tn/health/documents/Returning_to_Learn_Guidelines.pdf

TN Sports Concussion Law Training & Resources
https://www.tn.gov/health/health-program-areas/fhw/vipp/tbi/tennessee-concussion.html

Brain Links is supported by the Administration for Community Living (ACL) of the U.S. Department of Health and Human Services under Grant No. 90TBSG0024-01-00 and in part by the TN Department of Health, Traumatic Brain Injury Program.

kidcentral tn

Cuando Su Niño Ha Recibido Un Golpe En La Cabeza:

ALERTA PARA LOS PADRES

Un lesión en la cabeza puede ocurrirle a cualquiera en la vida cotidiana: en casa, en la escuela o practicando un deporte. Muchos niños que reciben golpes en la cabeza se recuperan y no quedan con problemas de largo plazo.

- *No es fácil detectar una conmoción cerebral. Es posible que se presenten los síntomas de conmoción cerebral exactamente en el momento de la lesión o pueden aparecer o evidenciarse días o semanas después de la lesión.*
- *"Las conmociones cerebrales son ocasionadas por un golpe en la cabeza. Aún los golpes en la cabeza que supuestamente sólo generan un zumbido en los oídos o que parecen ser golpes muy suaves, pueden ser graves.*
- *Si su niño se queja de algún síntoma de conmoción cerebral o si usted nota los síntomas, busque atención médica inmediatamente."*

(Adaptado de ALERTAS para los Centros para el Control de Enfermedades en www.cdc.gov/Concussion)

PROBLEMAS DE SALUD

Dolores de cabeza

- dolor de cabeza que se presenta con mucha frecuencia
- dolor en la cabeza/cuello
- dolor debajo de los oídos
- dolor en la mandíbula
- dolor en o alrededor de los ojos

Si su niño presenta alguno de estos problemas, vea a su médico inmediatamente.

- desorientado: pérdida de memoria/amnesia
- náusea o vómito recurrente
- una pupila más dilatada que la otra
- dolor de cabeza permanente que no desaparece
- convulsiones, parpadeo continuo, rigidez en el cuerpo, pérdida de acierto al dar la mano, temblores, debilitamiento de los músculos, pérdida de tono muscular

Para bebés y niños pequeños:

- todos los síntomas indicados anteriormente
- no deja de llorar, no es posible consolarlo
- no amamanta ni se alimenta

Problemas de equilibrio

- mareos
- problema con el equilibrio

Cambios en los sentidos

- se siente molesto por los olores
- cambios en el gusto o en el olfato
- cambios en el apetito

- siente mucho calor
- siente mucho frío
- no siente ni frío ni calor

- zumbido en los oídos
- pérdida de la audición
- se siente molesto por los ruidos
- no resiste el ruido de fondo

Una conmoción cerebral es un tipo de lesión cerebral traumática (TBI). Todas las conmociones cerebrales son graves.

Problemas para dormir

- no puede dormir durante la noche
- duerme demasiado
- se le confunden los días con las noches

Problemas de dolor

- dolor en el cuello o en los hombros que ocurre con mucha frecuencia
- otros dolores inexplicables en el cuerpo

- visión borrosa
- visión doble
- dificultad para ver claramente (dificultad para enfocar)
- se siente molesto por la luz

COMPORTAMIENTO y SENTIMIENTOS

(Cambios en la personalidad, de humor o de comportamiento)

- irritable, ansioso, inquieto
- se altera o se frustra fácilmente
- reacciona exageradamente, llora o ríe con mucha facilidad
- tiene cambios de humor
- desea estar a solas o alejado de los demás
- siente temor por los demás, culpa a otros
- desea que se le dedique atención
- no sabe cómo actuar ante los demás
- actúa en forma arriesgada sin pensarlo antes
- está triste, depresivo
- se demora en responder
- permanece cansado, apático
- se quita la ropa en público
- presenta un comportamiento sexual diferente
- come poco, come todo el tiempo o come cosas que no son alimentos
- se resbala, cae, deja caer cosas, adopta posiciones desgarbadas
- empieza a consumir drogas o bebidas alcohólicas o reacciona en forma diferente a las bebidas alcohólicas
- no desea hacer nada, no le es posible "empezar"

- ✓ Vea a un médico
- ✓ Informe a la escuela acerca de la lesión
- ✓ Déle tiempo a la recuperación
- ✓ Regreso gradual al aprendizaje/escuela
- ✓ Autorizado por un médico antes de regresar a practicar deportes

PROBLEMAS CON EL PENSAMIENTO

- tiene problemas recordando cosas
- tiene problemas para prestar atención
- necesita más tiempo para procesar la información
- piensa con lentitud y reacciona lentamente
- toma las cosas demasiado en serio, no admite bromas
- comprende las palabras pero no su significado
- piensa en lo mismo una y otra vez
- tiene problemas para aprender cosas nuevas
- tiene problemas para colocar cosas en orden (el escritorio, el cuarto, papeles)
- tiene problemas para recordar que debe hacer cosas a tiempo
- tiene problemas para planificar, iniciar, hacer y terminar tareas
- tiene problemas para tomar decisiones
- hace selecciones deficientes

TIENE PROBLEMAS PARA COMUNICARSE

- cambia el tema de conversación, tiene problemas para mantener el tema de conversación
- tiene problemas para seleccionar la palabra correcta
- tiene problemas para escuchar
- tiene problemas para prestar atención, no puede sostener conversaciones prolongadas
- no dice las cosas con claridad
- tiene problemas para leer
- habla demasiado

Si su niño ha recibido un golpe en la cabeza durante la práctica de un deporte, busque los siguientes signos y síntomas de una conmoción cerebral:

Signos observados por padres o tutores:	Síntomas que se presentan en los deportistas:
Parece vacilante o desconcertado	Dolor de cabeza o "presión" en la cabeza
Está confundido acerca de la asignación o la posición	Nausea o vómito
Olvida una instrucción	Problemas de equilibrio o mareo
Se siente inseguro ante el juego, la puntuación o el oponente	Visión doble o borrosa
Se mueve torpemente	Sensibilidad a la luz
Responde las preguntas lentamente	Sensibilidad al ruido
Pierde la conciencia (así sea brevemente)	Se siente con pereza, perdido, confundido o aturdido
Presenta cambios de humor, comportamiento o personalidad	Problemas de concentración o de memoria
	Confusión
	Sólo "no me siento bien" o "no me siento de humor"

(Adaptado de los Centros para el Control de Enfermedades en www.cdc.gov/Concussion)

Es mejor perderse un juego que toda la temporada.

Brain Links

Coalición para Discapacitados de TN/Proyecto BRAIN
615-383-9442 888-643-7811
https://www.tndisability.org/brain

Programa para Lesiones Cerebrales Traumáticas de TN
800-882-0611
https://www.tn.gov/health/health-program-areas/fhw/vipp/tbi.html

TN Regresar a Aprender / Regresar a Jugar:
Pautas para el manejo de una contusión cerebral
https://www.tn.gov/content/dam/tn/health/documents/Returning_to_Learn_Guidelines.pdf

Capacitación y recursos acerca de la ley sobre Contusiones Cerebrales en el Deporte de TN
https://www.tn.gov/health/health-program-areas/fhw/vipp/tbi/tennessee-concussion.html

Brain Links cuenta con el respaldo de la Administración para la Vida Comunitaria (ACL, por sus siglas en ingles) del Departamento de Salud y Servicios Humanos de los EE. UU. bajo la subvención No. 90TBSG0024-01-00 y en parte por el Departamento de Salud de TN, Programa de Lesiones Cerebrales Traumáticas.

kidcentral tn

When Your Head Has Been Hurt: Signs and Symptoms

A head injury can happen to anyone at any age at any time.

Many people who hurt their heads get well and have no long-term problems.

Concussions are caused by a bump, blow or jolt to the head or body. Even a "ding," "getting your bell rung," or what seems to be a mild bump or blow to the head can be serious.

You can't see a concussion. Signs and symptoms of concussion can show up right after the injury or may not appear or be noticed until days or weeks after the injury.

If you notice any symptoms of concussion seek medical attention right away.

(Adapted from the Centers for Disease Control HEADS UP www.cdc.gov/Concussion)

Problems at the Time of Injury

Headaches

- headache that keeps coming back
- pain in head/ neck
- pain below the ear
- pain in the jaw
- pain in or around the eyes

Balance Problems

- dizziness
- trouble with balance

Sensory Changes

- changes in taste or smell
- appetite changes
- too hot/ cold
- ringing in the ears
- bothered by noises
- can't handle background noise
- vision changes
- bothered by light

If you have any of these problems, see a doctor right away.

DANGER SIGNS

- nausea or vomiting
- one pupil larger than the other
- headache that does not go away
- seizures, eyes fluttering, body going stiff, staring into space
- loss of consciousness, even brief
- disoriented/ confused
- hands shake, tremors, muscles get weak, loss of muscle tone

www.cdc.gov/Concussion

A concussion is a type of traumatic brain injury (TBI). All concussions should be taken seriously.

WHAT TO DO:

Seek help & referrals.

Treatment for concussion is available.

Your doctor may refer you to:

- Neurologist
- Neuropsychologist
- Specialized concussion center
- Brain injury rehabilitation center
- Specialist in your particular symptom

Sleep Problems

- can't sleep through the night
- sleep too much
- days and nights get mixed up

Pain Problems

- neck and shoulder pain that happens a lot
- other unexplained body pain

PROBLEMS TO WATCH FOR OVER TIME

Changes in Mood Personality or Behavior

- irritability, anxiety, restlessness
- upset or frustrated easily
- overreacts, cries or laughs too easily
- mood swings
- want to be alone or away from people
- sad, depressed
- tired, drowsy
- trips, falls, drops things, is awkward
- does not want to do anything, can't "get started"

Trouble Communicating

- trouble thinking of the right word
- trouble listening
- trouble paying attention, can't have long conversations
- does not say things clearly
- trouble reading
- talk too much/ too little

Thinking Problems

- trouble remembering things
- trouble paying attention
- more time needed to process information
- take things too literally, doesn't get jokes
- think about the same thing over and over
- trouble learning new things
- trouble putting things in order (desk, room, papers)
- trouble remembering to do things on time
- trouble planning, starting, doing, and finishing a task
- trouble making decisions
- make poor choices

Concussion In Older Adults

- Older adults are more likely to get a concussion from a bump, blow or jolt to the head.
- Even falling to your knees or bumping your head on a doorway can cause a concussion.
- Signs and symptoms may be delayed in someone who is older.
- Diagnosing a concussion can be harder in someone who already has changes in their thinking or behavior because of aging.

Other Things To Think About!

- ✓ Tell work of the injury
- ✓ Return to activities/ work gradually
- ✓ Be cleared by a doctor before returning to strenuous physical activity

TN Disability Coalition/ Brain Links
615-383-9442 888-643-7811
https://www.tndisability.org/brain

@BrainLinksTN

TN Traumatic Brain Injury Program
800-882-0611
https://www.tn.gov/content/tn/health/health-program-areas/fhw/vipp/tbi.html

Brain Links

Brain Links is supported by the Administration for Community Living (ACL) of the U.S. Department of Health and Human Services under Grant No. 90TBSG0024-01-00 and in part by the TN Department of Health, Traumatic Brain Injury Program.

ACL Administration for Community Living

TBI SPP Traumatic Brain Injury State Partnership Program

Cuando te hieres la cabeza: Señales y síntomas

Una concusión en la cabeza puede pasarle a todos, a cualquier edad y en cualquier momento. Muchas personas que se lastiman la cabeza se recuperan y no tienen problemas a largo plazo.

Las concusiones cerebrales son causadas por un golpe, impacto o sacudida de la cabeza o el cuerpo. Incluso un "golpe", "sonarte la cabeza" o lo que parece ser un golpe leve o un golpe en la cabeza puede ser grave.

No se puede ver una concusión cerebral. Los signos y síntomas de conmoción cerebral pueden aparecer inmediatamente después de la lesión o pueden aparecer o notarse hasta días o semanas después de la concusión.

Si nota algún síntoma de una concusión cerebral, busque atención médica de inmediato.

(Adaptado de los Centros para el Control de Enfermedades HEADS UP www.cdc.gov/Concussion)

Problemas en el momento de la lesión

Dolores de cabeza

- dolor de cabeza repetido
- dolor en la cabeza/cuello
- dolor debajo del oído
- dolor en la mandíbula

Problemas de equilibrio

- mareos
- problemas con el equilibrio

Cambios sensoriales

- cambios en el gusto o el olfato
- cambios en el apetito
- demasiado caliente/frío
- zumbido en los oídos
- molestia por los ruidos
- no puede resistir ruido de fondo
- cambios en la visión
- sensibilidad a la luz

Si tiene alguno de estos problemas, consulte a un médico de inmediato.

SEÑALES DE PELIGRO

- náuseas o vómitos
- una pupila más grande que la otra
- dolor de cabeza que no desaparece
- convulsiones, ojos con espasmos, cuerpo rígido, mirada perdida
- pérdida de la conciencia, incluso aunque sea breve
- desorientación/confusión
- manos temblorosas, temblores corporales, perdida de tono múscular

www.cdc.gov/Concussion

Una concusión cerebral es un tipo de Traumatismo Encéfalo Craneano (TEC). Todas las concusiones cerebrales deben tomarse en serio.

¿QUÉ HACER?

Busque ayuda y referencias.

Existen tratamientos para una concusión cerebral.

Su médico puede referirlo a un:

- Neurólogo
- Neuropsicólogo
- Centro especializado de concusiones cerebral
- Centro de rehabilitación de lesiones cerebrales

Problemas para dormir

- no puede dormir toda la noche
- duerme demasiado
- los dias y las noches se confunden

Pain Problems

- dolor de cuello y hombros casi todo el tiempo
- otro dolor corporal inexplicable

PROBLEMAS A CONTEMPLAR EN EL TIEMPO

Cambios de humor Personalidad o Comportamiento

- irritabilidad, ansiedad, inquietud
- molestarse o frustrarse fácilmente
- reacciones exageradas, llorar o reír
- con demasiada facilidad
- cambios de humor
- quiere estar solo o alejado de personas
- tristeza, depresión
- cansancio, somnolencia
- tropiezos, caídas, dejar caer cosas es incomodo
- no quiere hacer nada, no puede "empezar"

Problemas para comunicarse

- problemas para pensar en la palabra correcta
- problemas para escuchar
- problemas para prestar atención
- no puedo tener conversaciones largas
- no se expresa claramente
- problemas para leer
- habla demasiado o muy poco

Problemas al pensar

- problemas para recorder
- problemas para prestar atención
- necesita más tiempo para procesar información
- toma las cosas demasiado literalmente
- no entiende chistes
- piensa en lo mismo una y otra vez
- problemas para aprender cosas nuevas
- problemas para poner las cosas en orden (escritorio, cuarto, papeles)
- problemas para recordar hacer cosas a tiempo
- problemas para planificar, iniciar, hacer y terminar una tarea
- problemas para tomar decisiones

Concusiones cerebrales en adultos mayores

- Adultos mayores tienen más probabilidades de sufrir una con-cusión cerebral por un golpe, impacto o sacudida de la cabeza.
- Incluso caer de rodillas o golpearse la cabeza contra una puerta puede causar una concusión cerebral.
- Los signos y síntomas pueden demorarse en personas mayores.
- Diagnosticar una concusión cerebral puede ser más difícil para alguien que ya tiene cambios en su forma de pensar o en su comportamiento debido al envejecimiento.

¡Otras cosas para considerar!

- ✓ Avise de la lesión en el trabajo
- ✓ Regrese a las actividades o trabajo gradualmente
- ✓ Obtenga autorización de un médico antes de volver a actividades físicas extenuantes

Asociación de discapacitados de Tennesse/
Brain Links 615-383-9442 888-643-7811
https://www.tndisability.org/brain
@BrainLinksTN

Programa para Lesiones Cerebrales Traumáticas de Tennessee
https://www.tn.gov/content/tn/health/health-program-areas/fhw/vipp/tbi.html

Brain Links

Brain Links cuenta con el respaldo de la Administración para la Vida Comunitaria (ACL) del Departamento de Salud y Servicios Humanos de los EE. UU. Bajo la subvención No. 90TBSG0024-01-00 y, en parte, por el Departamento de Salud de TN, Programa de Lesiones Cerebrales Traumáticas.

ACL Administration for Community Living

TBI SPP Traumatic Brain Injury State Partnership Program

RECOGNIZING CONCUSSION

In People Who Communicate Without Words

A tool for those who care for people who communicate without words including family members, healthcare professionals, service providers and more.

Concussions are caused by a bump, blow or jolt to the head or body. Even a "ding," "getting your bell rung," or what seems to be a mild bump or blow to the head can be serious.

You can't see a concussion. Signs and symptoms of concussion can show up right after the injury or may not appear or be noticed until days or weeks after the injury.

(Adapted from the CDC https://www.cdc.gov/headsup/index.html)

Common Problems at the Time of Injury

Headaches

- headache that keeps coming back
- pain in head/ neck
- pain below the ear
- pain in the jaw
- pain in or around the eyes

Balance Problems

- dizziness
- trouble with balance

Sensory Changes

- changes in taste or smell
- appetite changes
- too hot/ cold
- ringing in the ears
- bothered by noises
- can't handle background noise
- vision changes
- bothered by light

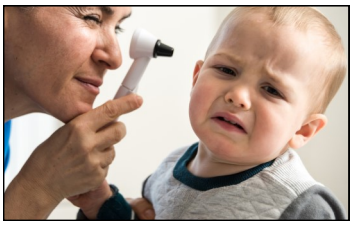

If you have any of these problems, see a doctor right away!

DANGER SIGNS

- **nausea or vomiting**
- **one pupil larger than the other**
- **headache that does not go away**
- **seizures, eyes fluttering, body going stiff, staring into space**
- **loss of consciousness, even brief**
- **disoriented/ confused**
- **hands shake, tremors, muscles get weak, loss of muscle tone**

Adapted from the CDC: https://www.cdc.gov/headsup/basics/concussion_danger_signs.html

A Concussion is a Type of Traumatic Brain Injury (TBI).

All Concussions Should Be Taken Seriously.

A Head Injury Can Happen to Anyone at Any Age at Any Time.

Sleep Problems

- can't sleep through the night
- sleep too much
- days and nights get mixed up

Pain Problems

- neck and shoulder pain that happens a lot
- other unexplained body pain

WHAT TO DO:

Seek help & referrals.

Treatment for concussion is available.

Your doctor may refer you to:

- Neurologist
- Neuropsychologist
- Specialized concussion center
- Brain injury rehabilitation center
- Specialist in your particular symptom

Brain Links materials are educational resources. Refer to a doctor for all healthcare needs.

Common Concussion Symptoms

Cognitive/ Communication

- feeling dazed or in a fog
- slower to understand

Emotional/ Behavioral

- irritability
- quick to anger
- decreased motivation
- cries easily

Physical

- headaches or neck pain
- changes in vision
- sleep changes
- fatigue
- balance/ dizziness
- bothered by light or sounds

Signs of Pain

- excessive crying
- anxious or agitated
- a lot of physical movement
- changes in breathing
- increased muscle tightness
- facial changes (tense or stressed)

Identifying a concussion can be more difficult in someone who communicates without words.

Look for:

- disrupted sleep
- stomachaches
- changes in eating habits
- decreased engagement, changes with things they once loved
- poorly controlled behaviors or behaviors that change quickly
- continence issues, bedwetting or uncontrolled bladder & bowels

What Symptoms Might Look Like

- covering, squinting or closing eyes
- changes in appetite, not eating favorite foods
- changes in sleep, night walking, not able to stay in bed for as long

* touching/ holding their head
* bothered by light or noises
* forgetting routines
* changes in any skill they already had
* more clingy/ emotional or withdrawn
* change in appetite or sleep
* more tantrums/ disruptive
* stomach issues

* This information is adapted from a study on very young children (3-5 years old) who often don't have the words to describe their symptoms: Suskauer, S. J., Rane, S., Reesman, J., & Slomine, B. S. (2018). Caregiver-report of symptoms following traumatic brain injury in a small clinical sample of preschool-aged children. Journal of Pediatric Rehabilitation Medicine,11(1), 7-14. doi:10.3233/prm-160424

Brain Links / TN Disability Coalition
615-383-9442 ~ tbi@tndisability.org
https://www.tndisability.org/brain

@BrainLinksTN

YouTube Training Channel

TN Traumatic Brain Injury Program
800-882-0611
https://www.tn.gov/content/tn/health/health-program-areas/fhw/vipp/tbi.html

Brain Links is supported by the Administration for Community Living (ACL) by the U.S. Department of Health and Human Services under Grant NO 90TBSG0024-01-11 and in part by the TN Department of Health, Traumatic Brain Injury Program.

Oct-2019

RECONOCIENDO UNA CONMOCIÓN CEREBRAL

En las personas que se comunican sin palabras

Una herramienta para aquellos que atienden a personas que se comunican sin palabras, incluyendo familiares, profesionales de la atención médica y proveedores de servicios, etc.



Las concusiones cerebrales son causadas por un golpe, impacto o sacudida de la cabeza o el cuerpo. Incluso un "golpe", "quedar aturdido por una sacudida" o lo que parece ser un golpe leve o un golpe en la cabeza puede ser grave.

No se puede ver una conmoción cerebral. Los signos y síntomas pueden aparecer inmediatamente después de la lesión o pueden aparecer o notarse hasta días o semanas después de la conmoción.

(Adaptado de la CDC https://www.cdc.gov/headsup/index.html)

Problemas comunes al momento de la lesión

Dolores de cabeza

- dolores de cabeza que regresan constantemente
- dolor en la cabeza/cuello
- dolor detrás de la oreja
- dolor en la quijada
- dolor alrededor de los ojos

Problemas de equilibrio

- mareo
- problemas con el equilibrio

Cambios sensoriales

- cambios en gusto u olfato
- cambios de apetito
- demasiado caliente/frío
- zumbido en los oídos
- molestia con ruidos
- no puede manejar ruido de fondo
- cambios en la visión
- molestia con la luz

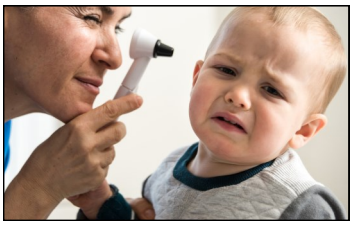

Si tiene alguno de estos problemas, ¡Consulte a un médico de inmediato!

SEÑALES DE PELIGRO

- **náuseas o vómitos**
- **una pupila más grande que la otra**
- **dolor de cabeza que no termina**
- **espasmos, ojos que se mueven con rapidez, rigidez en el cuerpo, se queda viendo al vacío**
- **pérdida de la conciencia, incluso si es breve**
- **desorientación/confusión**
- **temblor en las manos, sacudidas, músculos que se debilitan, pérdida de tono muscular**

Adaptado de la CDC: https://www.cdc.gov/headsup/basics/concussion_danger_signs.html

Una conmoción (o concusión) cerebral es un tipo de Traumatismo Encéfalo Craneano (TEC).

Todas las conmociones cerebrales deben tomarse en serio.

Una lesión en la cabeza puede sucedernos a cualquier persona, a cualquier edad y en cualquier momento.

Problemas para dormir

- no puede dormir durante la noche
- duerme demasiado
- los días y noches se confunden

Problemas con dolores

- hay dolor en cuello y hombros a menudo
- otros dolores en el cuerpo inexplicables

¿QUÉ HACER?:

Busque ayuda y referencias.

Existen tratamientos para una concusión cerebral.

Su médico puede referirlo a:

- Neurólogo
- Neuropsicólogo
- Centro especializado en conmoción cerebral
- Centro de rehabilitación de lesión cerebral
- Especialista en su síntoma particular

Los materiales de Brian Links son recursos educativos. Consulte con un doctor para todas las necesidades de atención médica.

Síntomas de conmoción cerebral comunes

Cognitivo / comunicación

- se siente aturdido o en una niebla
- lentitud para entender

Emocional / de comportamiento

- irritabilidad
- rápido para enojarse
- disminución en motivación
- llora con facilidad

Físico

- dolores de cabeza o de cuello
- cambios en la visión
- cambios al dormir
- fatiga
- falta de balance/ mareo
- molestia por luz o sonidos

Señales de Dolor

- llanto excesivo
- ansioso o agitado
- mucho movimiento físico
- cambios en respiración
- incremento en tirantez de músculos
- cambios faciales (tenso o estresado)

Identificar una conmoción cerebral puede ser más difícil en alguien que se comunica sin palabras.

Busque:

- sueño interrumpido
- dolor de estómago
- cambios en hábitos alimenticios
- disminuye su involucramiento, cambios con cosas que antes le encantaban
- comportamientos controlados deficientemente o comportamientos que cambian rápidamente
- problemas de continencia, moja la cama o presenta vejiga e intestinos incontrolados

Cómo pueden lucir los síntomas

- cubre o cierra los ojos o los hace bizcos
- cambios en apetito, no come sus alimentos favoritos
- cambios en sueño, sonambulismo, incapacidad de mantenerse en cama por mucho tiempo

* tocar/sostener su cabeza
* le molestan la luz o los ruidos
* olvida las rutinas
* cambios en cualquier habilidad que ya tenía
* más apegado / emocional o apartado
* cambios en apetito o sueño
* más rabietas / destructivo
* problemas estomacales

* Esta información está adaptada de un estudio sobre niños muy pequeños (3-5 años) que a menudo no tienen las palabras para describir sus síntomas: Suskauer, S. J., Rane, S., Reesman, J., & Slomine, B. S. (2018). Informe de cuidadores sobre síntomas después de una lesión cerebral traumática en una muestra clínica pequeña de niños de edad prescolar. Journal of Pediatric Rehabilitation Medicine,11(1), 7-14. doi:10.3233/prm-160424

Brain Links / Coalición de Discapacidad de TN
615-383-9442 ~ tbi@tndisability.org
https://www.tndisability.org/brain

@BrainLinksTN

YouTube Training Channel

Programa para Lesiones Cerebrales Traumáticas de Tennessee
800-882-0611
https://www.tn.gov/content/tn/health/health-program-areas/fhw/vipp/tbi.html

Brain Links cuenta con el respaldo de la Administración para la Vida Comunitaria (ACL) por el Departamento de Salud y Servicios Humanos de los EE. UU. Bajo la subvención N° 90TBSG0024-01-11 y, en parte, por el Departamento de Salud de TN, Programa de Lesiones Cerebrales Traumáticas.

Oct-2019

A GUIDE TO POSSIBLE CHANGES AFTER BRAIN INJURY

FOR YOUNG CHILDREN AGES 7 AND UNDER

This guide was designed to help parents and caregivers watch for changes that may follow a brain injury in young children.

Changes after brain injury may happen even years after a child's treatment ends, whether they completed rehabilitation, stayed at the hospital, etc. This guide addresses changes and gives tips for keeping your child's brain healthy throughout their life. **Keep this guide handy in case there are questions or concerns. You may never need this, but it will be helpful if your child does develop challenges.**

OUTCOMES AFTER BRAIN INJURY REHAB ARE DIFFERENT FOR EVERYONE

THEY WILL DEPEND ON MANY THINGS INCLUDING:

- Injury severity/Types of changes
- Support from family
- Mental health (depression, anxiety)
- Age at the time of injury
- Complications (infections, seizures, other injuries, etc.)
- Funding for rehab/Length of rehab/Willingness or ability to participate in rehab
- Assistance with transitioning from hospital to home and childcare/school
- As they get older: Motivation to improve, ability to adapt to changes and support from friends

There is no cut-off date for brain injury recovery. Improvement happens quickly for some children and more slowly for others. Some children may have negative changes over time as they develop. The choices you make for your child today can prevent some of those. Positive changes can continue throughout life.

THINGS TO WATCH FOR IN YOUNG CHILDREN - First weeks or months after injury

Expect the best, plan for the best...but be armed with knowledge.

Once your child comes home, their physical injuries may heal quickly, but they may continue to struggle in other areas like remembering and learning. Changes in these other areas can be hard to see if you don't know what to look for. Your young child can't tell you areas where they need help. Watch for changes in thinking, behavior and slower development.

Consider whether the following types of problems may be related to the injury. Be sure to tell your child's doctor if they have any of these symptoms:

Changes	Watch for these Changes Since Injury	Specialist
Emotions/Feelings	Irritable/fussy, crying or tantrums, sad/depressed, more nervous, change from happy to tantrum quickly, have trouble calming themselves, upset and you can't tell why, hard to adjust to new situations, feeling overwhelmed or alone	Counselor, Psychologist
Sleep	Sleeps more or less than usual, tired during day, trouble falling asleep, wakes often at night, wets the bed, nightmares	Pediatrician, Neurologist
Appetite/Food	Eats more or less since injury, stomachaches	Pediatrician
Cognitive/Thinking	Thinks slowly and reacts slowly, has trouble putting things in order, harder to concentrate, forgetting	Neuropsychologist, Speech Language Pathologist, Occupational Therapist
Development/Progress	Struggling to learn new skills, needs to relearn skills like: using a spoon, tying a shoe, potty training, counting, handwriting, typing	Occupational Therapist, Physical Therapist, Neuropsychologist
Play	Less interested in toys or books, can't stay on task playing, struggles with how to use/play with toys, doesn't pretend play like other children their age	Speech Language Pathologist, Occupational Therapist
Social/Friends/Behavior	More hitting, pushing, taking toys, less sharing, harder to make friends, withdrawn, clingy	Speech Language Pathologist, Counselor, Behavior Specialist
Flexibility/Changes	Upset by changed routine, schedule or people	Behavior Specialist, Neuropsychologist
Language/Talking	Difficultly naming objects, understanding directions, telling stories. Using shorter sentences than before injury.	Speech Language Pathologist
Physical	Headaches, dizziness, head or neck pain, tightness, weakness, balance, visual problems, reduced stamina, fatigue, sensitive to lights and sounds, seizures	Pediatrician, Physical Therapist, Neurologist, Chiropractor, Neuro-Ophthalmologist

THINGS TO WATCH FOR AS THEY GROW

Watch for any problems as your child grows and goes through **preschool, elementary, middle school and high school**. Of course, all children have difficulties at some point. Not all will be caused by the injury. In adults, it can be easy to see changes, but it can be harder to notice problems in a child because they are still changing and developing. Brain injury can affect new learning and skills during brain development. It is still important to remind the child's school and doctor about the injury every time a problem arises and to **be aware that the injury may be causing what you see**.

If your child has special services at school, include him/her in the process as their age allows. Ask them what they need, what could help and encourage them to speak for themselves in planning adjustments. You can learn more from Support and Training for Exceptional Parents: https://tnstep.org/.

Academic (School) Problems: Falling behind in class, difficulty learning new information, putting off schoolwork, forgetting homework, leaving items behind at school, trouble saying or writing what they mean.

Social Problems: Losing friends, difficulty making new friends, not knowing how to act or speak in different situations, not understanding facial cues or social skills (like knowing it is time to end a conversation or that they are making someone uncomfortable), acting younger than their friends, laughing or crying too easily.

Behavior Problems: Not acting like themselves, getting into fights, acting without thinking, making poor decisions, making inappropriate sexual comments, using abusive words or tone, letting friends talk them into doing the wrong things, letting others mistreat or abuse them, alcohol or drug problems, taking risks, trouble with the law.

Physical Problems: Pain, a physical change from the injury that gets worse, sleep changes, coordination changes like: trouble learning to tie shoes, handwriting, riding a bike or kicking a ball.

Mental Health Problems: Becoming depressed or anxious, difficulty coping with change or handling stress, worrying and not sleeping, pushing friends and family away, spending too much time alone, doing things to hurt themself, feeling stuck or unmotivated, developing addictive behaviors like: overeating, overexercising, fasting, drugs or alcohol.

Suicide is the second leading cause of death for ages 10-34.
CDC

Subtle Warning Signs of Suicide in Children: https://www.psycom.net/children-and-suicide
General Suicide Warning Signs, TN Dept of Health: https://bit.ly/3oaBoXnSuicideWarningSigns
Facts About Suicide, CDC: https://www.cdc.gov/suicide/facts/index.html
How to Recognize Signs of Mental Health Problems and Teen Suicides, Kidcentral: https://bit.ly/3KT0ZOcMentalHealthTeenSuicide

Relationships: Struggling to keep healthy relationships with family or friends; being very needy; being verbally, physically, emotionally, or sexually abusive in a relationship; being a victim of an abusive relationship.

WHAT TO DO IF YOU SEE CHANGES IN YOUR CHILD

What you do depends on what you see happening.

Teach A Skill: The child may just need to learn or relearn how to do the things that are difficult (tying a shoe, starting or stopping a conversation, learning how to do a type of math problem or learning how to use a computer or device). They may need **extra time** to learn, **repetition** of directions or **to be shown** how to do it.

Teach A Strategy: A strategy is a way to do something that is hard in a different way. For example: using a thick crayon to help coloring, using a brace to help with pain or weakness, sing a song to remember new information.

Use All Senses (multisensory): A child may need to learn using more than one sense (like including vision or touch) to help them do a task. Use a schedule made with pictures, a timer, or picture cues (for example, place pictures for all of the steps to brushing teeth above the bathroom sink).

Talk To The Daycare Provider: They should share what works with elementary school teachers and support people (counselor, school nurse). They may have faced the issue your child is having before and they may have suggestions to help.

Talk To The Teacher: The teacher can help figure out what to try in the classroom or next steps within the school. Options might be extra help, a tutor, a 504 Plan or an IEP (Individualized Education Program). **If your child does not qualify for services now, it does not mean that they won't in the future**. You can also get help privately if your child does not qualify for services in school. If your child uses or does something at home that helps, share that with the teacher.

Check adjustments often to see if they are still working or if they need to be changed.

Seek Symptom-Specific Treatment: Get treatment for your child's specific symptoms. Treatment can be helpful even years after an injury. Demands in your child's life can change. These changes can make it a good time to get a "tune-up" and find a new specialist that fits their symptoms. If you are not sure who to go to, you can ask your child's doctor. Talk about the injury and changes since it occurred. Ask to see a specialist (see chart on previous page). It is best to see someone who understands brain injury.

Stay Positive: As your child grows, always help them understand their strengths and weaknesses. When pointing out a weakness, include something positive or show them a way around it. For instance, "I like that you made your bed. I notice that sometimes you forget to put things away, but when you use the check-off list, you do a great job!"

COMMUNITY SUPPORT

Get Support: It is important to find support for your child, their siblings and yourself. Start with people who understand brain injury like the school or hospital social worker, school counselor, local counselors and psychologists, and your child's neuropsychologist. They can help you get resources for you and your family.

- Find options for support at Kidcentral TN: https://bit.ly/33TgDIUChildwithDisability
- Disability information and resources at Tennessee Disability Pathfinder: https:www.tnpathfinder.org/
- For brain injury support groups in Tennessee: https://bit.ly/3s2TlrQTNBrainInjSupportGroups

There are also in-person and virtual support groups for specific symptoms like seizures, decreased balance and migraines. It may help to think outside of the box, like looking for a support group for similar types of symptoms or experiences to connect with other children, siblings and parents.

Keeping supportive people in your family's life is very important.

- Schedule play dates.
- Stay connected to friends in person, by phone or computer apps.
- Meet and connect with other people through church, scouts, classes, lessons, volunteering.
- You can also find private Facebook or social media groups that focus on brain injury or specific symptoms.

KEEP YOUR CHILD'S BRAIN HEALTHY

Keeping our brains healthy is important for everyone, and it is extra important for people who have had a brain injury.

- Eat healthy foods
- Get enough sleep
- Be social
- Take care of mental health
- Get exercise
- Do not smoke, vape, drink alcohol or use drugs
- Keep learning
- Avoid another injury - see below.

Be a good role model with your food choices, exercise and relationships. **To take control of your brain health**, visit https://www.tndisability.org/brain-health.

PREVENTION

Preventing another injury is very important. Brain injury survivors have a higher risk for another injury. Talk to their doctor to plan a safe return to the classroom, playing, physical education, and sports. Make good decisions about social interactions and safety. Avoid rough sports and activities. With any activity, think first about how to avoid another injury. Children should always wear a helmet when needed and always wear a seatbelt.

FREE RESOURCES

Tennessee Resources

Tennessee Traumatic Brain Injury Program Service Coordination:
https://www.tn.gov/health/health-program-areas/fhw/vipp/tbi.html
help with referrals, insurance issues and more

TN Statewide Crisis Phone Line at 855-CRISIS-1 (855-274-7471)

Return to Learn/Return to Play: Concussion Management Guidelines
https://bit.ly/3g6Kf7XTNReturntoLearnPlay

Brain Links: https://www.tndisability.org/brain

Family Voices of Tennessee:
https://www.tndisability.org/family-voices-tennessee
families supporting families of children with special healthcare needs, chronic illnesses or disabilities

Kidcentral TN: https://www.kidcentraltn.com
find parenting tips, track child milestones and more

School and Work Resources

Tennessee Early Intervention Services (TEIS): https://bit.ly/3KSNeijTNTEIS
provides services to children birth to age three who have disabilities or other developmental delays

Support and Training for Exceptional Parents: https://tnstep.org/ helps parents with support and training for a child's educational needs

Center on Brain Injury Research and Training (CBIRT): https://cbirt.org/
helpful school resources for families and educators

National Resources

Brainline: https://www.brainline.org/ information on living with brain injury

Brain Injury Association of America: https://www.biausa.org/
national resource on brain injury

Psychology Today:
https://www.psychologytoday.com/us/therapists/traumatic-brain-injury
find a local counselor/therapist

Brain Links

https://www.tndisability.org/brain

@BrainLinksTN

Brain Links is supported by the Administration for Community Living (ACL) of the U.S. Department of Health and Human Services under Grant No. 90TBSG0051-01-00 and in part by the TN Department of Health, Traumatic Brain Injury Program.
Published 2/22

A GUIDE TO POSSIBLE CHANGES AFTER BRAIN INJURY

FOR SCHOOL-AGED CHILDREN AND ADULTS

This guide was designed to help people watch for changes that *may* follow a brain injury.

Changes after brain injury may happen even years after the person's treatment ends, whether they completed rehabilitation, hospitalization, etc. This guide gives ideas about how to address these changes. It will also give tips for keeping your brain healthy throughout your life.

Keep this guide handy in case there are questions or concerns.

OUTCOMES AFTER BRAIN INJURY REHAB ARE DIFFERENT FOR EVERYONE

THEY WILL DEPEND ON MANY THINGS INCLUDING:

- Injury severity/Types of changes
- Support from family and friends
- Motivation to improve and ability to adapt to changes
- Mental health (ie depression, anxiety)
- Age at the time of injury
- Complications (things like infections, seizures, other injuries, etc.)
- Supports for transitioning to home or work (employer, transportation, etc.)
- Funding for rehab/Length of rehab/Willingness or ability to participate in rehab

There is no cut-off date for brain injury recovery. Positive change can continue for years. Improvement happens quickly for some people and more slowly for others. Some people may have negative changes over time or as they age. Some negative changes can be prevented by the choices you make today.

THINGS TO WATCH FOR IN CHILDREN

Your child's immediate physical injuries may heal quickly, but they may continue to struggle in other areas.
The changes in these other areas can be hard to see if you don't know what you are looking for. Consider whether the following types of problems may be related to the injury.

Academic (School) Changes: Falling behind in class, difficulty learning new information, putting off school work, forgetting assignments, leaving items behind at school, trouble saying or writing what they mean

Social Changes: Losing friends, difficulty making new friends, not knowing how to act or speak in different situations, not understanding facial cues or social skills (like knowing it is time to end a conversation or that they are making someone uncomfortable), acting younger than their friends, laughing or crying too easily

Behavior Changes: Not acting like themselves, getting into fights, acting without thinking first, making poor decisions, making inappropriate sexual comments, using abusive words or tone, letting friends talk them into doing the wrong things, letting others mistreat or abuse them, alcohol use disorder, drug use disorder, trouble with the law

Physical Changes: Pain, a physical change from the injury that gets worse, reaching developmental milestones more slowly, sleep changes

Mental Health Changes: Becoming depressed or anxious, difficulty coping with change or handling stress, worrying at night and not sleeping, pushing friends and family away, spending too much time alone, doing things to hurt yourself, feeling stuck or unmotivated, developing addictive behaviors

See Suicide Warning Signs: https://www.tn.gov/health/health-program-areas/fhw/vipp/suicide-prevention/warning-signs.html

THINGS TO WATCH FOR IN ADULTS

See the list for children. Most are the same for adults, too.
Watch for those and other changes:

Work: Trouble at work, unable to complete tasks as before, being fired from jobs, moving from one job to another

Finances: Making poor money decisions, buying before thinking, borrowing money, making late payments

Relationships: Struggling to keep healthy relationships with family, friends and co-workers, being verbally, physically, emotionally or sexually abusive in a relationship, being taken advantage of in a relationship, being very needy

There is no cut-off date for brain injury recovery

What To Do If You See Changes In Yourself or Family Members

What you do depends on what you see happening.

Teach A Skill: The person may just need to learn or relearn how to do the things that are difficult (tying a shoe, using an escalator, starting or stopping a conversation, learning how to do a type of math problem or learning how to use a computer or device, learning a new task at work).

Teach A Strategy: A strategy is a way to do something that is difficult in a different way. For example: using a thick pen to help handwriting, using an outline to organize writing, using a checklist to remember steps or items, using a brace to help with pain or weakness, using a notebook, telephone app or post-it notes to help memory.

Talk To The Teacher: The teacher can help figure out what to try in the classroom or next steps within the school. Options might be extra help, a tutor, a 504 Plan or an IEP (Individualized Education Program). Even if your child had an IEP in the past and "graduated" from it, it may be a good choice again now. If the child doesn't qualify for the services in school, you can look to get help privately.

Talk To Your Human Resource Specialist, Your Work Supervisor or Co-Worker: Dealing with problems at work can be tricky. First you need to decide if and how to disclose (tell someone about) your injury. Meet with your Human Resource Specialist (HR) to get started. HR can help communicate with your supervisor. The supervisor may not know how to help or may not understand brain injury. HR can educate your supervisor on brain injury and your needs. You are entitled to "reasonable accommodations" for your disability under the Americans with Disabilities Act. These accommodations might include: installing a ramp, providing screen reader software, adjusting a work schedule, providing written instructions, noise cancelling earplugs. In some jobs, you can make changes without asking the employer. Maybe you can turn off your private office light, turn down the brightness on your computer, or close the door. Make any changes that you know you can make on your own. Work with your employer to make other changes. Set up your work environment so you can be successful. See askjan.org for more brain injury accommodations.

Seek Symptom-Specific Treatment: Take control of your own health. Keep a list of things that help you and things that worsen your symptoms. Sharing this list may also help a **symptom specialist**. Treatment can be helpful even years after an injury. Demands in your life can change. These changes can make it a good time to get a "tune-up" that fits your symptoms. If you are not sure who to go to for your issues, you can ask your doctor. It will probably be best to see someone who understands brain injury.

SPECIALISTS & THEIR SYMPTOM-SPECIFIC TREATMENT

Specialist	Symptoms
Physical Therapist	Pain and tightness, balance changes, weakness, reduced stamina
Occupational Therapist	Difficulty with a life task like cooking or budgeting, fine motor changes like trouble writing or texting, vision changes
Speech Language Pathologist	Difficulty communicating in a new environment, poor social skills, difficulty with thinking skills, changes in swallowing
Neurologist	Migraines, dizziness, pain management, sleep disorders, seizures
Neuro-ophthalmologist	Vision issues related to the injury
Counselor	Depression, anxiety, help adjusting to new circumstances, feeling overwhelmed or alone, behavioral problems
Neuropsychologist	Difficulty with cognitive (thinking) abilities, depression, anxiety, and behavioral issues (may provide counseling or work with a counselor and other specialists)
Chiropractor	Back and neck pain, headaches
Support Groups	Find support from other people who understand brain injury. For support groups in Tennessee, see: https://www.tn.gov/content/dam/tn/health/program-areas/tbi/Brain_Injury_Suppt_Groups.pdf There are also in-person and virtual support groups for specific symptoms like seizures, decreased balance and migraines.
Medical Doctor	Your doctor can help with sudden medical issues that come up and can help you figure out who to go to for your symptoms. When going to *any* doctor for *any* reason, tell them about the brain injury. The new problem could be related.
Vocational Therapist or State Vocational Rehab Counselor	Help with work issues, including the return to work and keeping a job. TN Vocational Rehab: https://www.tn.gov/humanservices/ds/vocational-rehabilitation.html Benefits to Work: https://www.tndisability.org/benefits-work



COMMUNITY SUPPORT

Keeping supportive people in your life is very important. We all need people around us. Some ways to do that are to:

- Become part of a spiritual or social group.
- Join a group that does a fun activity like bowling, quilting, hiking or reading.
- Stay connected to friends in person, by phone or computer apps.
- Connect with other people with brain injury in safe, private online groups to learn from others.

KEEP YOUR BRAIN HEALTHY

Keeping our brains healthy is important for everyone, and it is extra important for people who have had a brain injury. Proven things you can do to keep your brain healthy:

- Eat healthy foods like fruits, vegetables, whole grains, nuts, seeds, and beans. Use healthy fats like avocado and olive oil. Avoid or limit dairy, meat and processed (junk) foods.
- Get regular exercise that raises your heart rate like fast walking, running or dancing.
- Get enough sleep for your age. Children, including teens, need more sleep than adults.
- Use natural cleaning and health care products.
- Do not smoke, vape, drink alcohol or use drugs.
- Be social - stay connected to friends and family.
- Continue to learn new things that interest you.
- Take care of your mental health.
- Avoid another injury - see below.

For more information on Brain Health, see https://www.tndisability.org/resources-o

PREVENTION

It is very important to prevent another injury from happening. People who have had a brain injury are more likely to have another. Make good decisions about social interactions and safety. Avoid rough sports and activities. With any activity, think first about how to avoid another injury. **Always** wear a helmet when needed and **always** wear a seatbelt.

EXPECT THE BEST, PLAN FOR THE BEST...BUT BE ARMED WITH KNOWLEDGE

FREE RESOURCES

Tennessee Resources

Tennessee Traumatic Brain Injury Program Service Coordination:
https://www.tn.gov/health/health-program-areas/fhw/vipp/tbi.html
help with referrals, insurance issues and more

TN Statewide Crisis Phone Line at 855-CRISIS-1 (855-274-7471)

Return to Learn/Return to Play: Concussion Management Guideline
https://www.tn.gov/content/dam/tn/health/program-areas/tbi/2020%20Tennessee%20Department%20of%20Health%20Return%20to%20Learn.Return%20to%20Play%20Guidelines.pdf

Empower Tennessee: https://empowertennessee.org/

Brain Links: https://www.tndisability.org/brain

Family Voices of Tennessee:
https://www.tndisability.org/family-voices-tennessee
families supporting families of children with special healthcare needs, chronic illnesses or disabilities

kidcentral tn - https://www.kidcentraltn.com

School and Work Resources

Support and Training for Exceptional Parents: https://tnstep.org/
help parents with support and training for a child's educational needs

Benefits to Work: https://www.tndisability.org/benefits-work

Center on Brain Injury Research and Training (CBIRT):
https://cbirt.org/

Job Accommodations Network: https://askjan.org/

National Resources

BrainLine Website: https://www.brainline.org/
information on living with brain injury

Brain Injury Associations of America: https://www.biausa.org/
national resource on brain injury

Psychology Today:
https://www.psychologytoday.com/us/therapists/traumatic-brain-injury
to get help or find a local counselor/therapist

Brain Links

https://www.tndisability.org/brain
@BrainLinksTN

Brain Links is supported by the Administration for Community Living (ACL) of the U.S. Department of Health and Human Services under Grant No. 90TBSG0024-01-00 and in part by the TN Department of Health, Traumatic Brain Injury Program.

Published 2/21

UNA GUÍA PARA POSIBLES CAMBIOS DESPUÉS DE UNA LESIÓN CEREBRAL

PARA NIÑOS EN EDAD ESCOLAR Y ADULTOS

Esta guía fue diseñada para ayudar a personas a estar atentas a los cambios que *pueden* ocurrir después de una lesión cerebral.

Los cambios después de una lesión cerebral pueden suceder incluso años después de que termine el tratamiento de una persona, aún si ha completado su rehabilitación, hospitalización, etc. Esta guía da ideas acerca de cómo abordar estos cambios. También dará algunas sugerencias para mantener su cerebro saludable durante toda su vida.

Mantenga esta guía a la mano, en caso de que tenga más preguntas o inquietudes.

LOS RESULTADOS DESPUÉS DE UNA REHABILITACIÓN POR LESIÓN CEREBRAL SON DIFERENTES PARA CADA PERSONA

DEPENDERÁN DE MUCHOS FACTORES, INCLUYENDO:

- Severidad de la lesión/tipos de cambios
- Apoyo de familiares y amigos
- Motivación para mejorar y la habilidad de adaptarse a los cambios
- Salud mental (es decir, Depresión, ansiedad)
- Edad al momento de la lesión
- Complicaciones (como por ejemplo: infecciones, espasmos, otras lesiones, etc.)
- Apoyo para hacer la transición a la casa o al trabajo (patrón, transporte, etc.)
- Fondos para rehabilitación / duración de la rehabilitación / disposición o capacidad para participar en la rehabilitación

No hay fecha límite para la recuperación de una lesión cerebral. El cambio positivo puede continuar por años. La mejora sucede rápidamente para algunas personas y más lentamente para otras. Algunos pacientes pueden tener cambios negativos a lo largo del tiempo o conforme envejecen. Algunos cambios negativos pueden evitarse con las decisiones que tome hoy.

COSAS A OBSERVAR EN LOS NIÑOS

Las lesiones físicas inmediatas de los niños pueden sanar rápidamente, pero podrían continuar batallando en otras áreas. Los cambios en estas otras áreas pueden ser difíciles de ver si no sabe lo que está buscando. Considere si los siguientes tipos de problemas pudieran estar relacionados con la lesión.

Cambios académicos (escuela): Retrasarse en las clases, dificultad para aprender información nueva, posponer las tareas escolares olvidar las tareas, dejar cosas olvidadas en la escuela, problemas diciendo o escribiendo lo que quieren comunicar.

Cambios sociales: Perder amigos, dificultad para hacer nuevos amigos, no saber cómo actuar o hablar en diferentes situaciones, no entender las expresiones faciales o habilidades sociales (como saber que es momento para terminar una conversación o que ellos están haciendo que alguien se sienta incómodo), actuar como si tuvieran menor edad que sus amigos, reír o llorar fácilmente

Cambios en el comportamiento: No actuar como ellos mismos, involucrarse en peleas, actuar sin pensar primero, tomar malas decisiones, hacer comentarios sexuales inapropiados, usar palabras o tono abusivo, permitir que sus amigos les induzcan a hacer cosas incorrectas, permitir que otros los maltraten o abusen de ellos, trastorno por uso de alcohol o drogas, problemas con la ley

Cambios físicos: Dolor, algún cambio físico causado por la lesión que ha empeorado. alcanzar logros de desarrollo más lentamente, cambios en el sueño

Desórdenes de salud mental: Deprimirse o estar ansiosos, dificultad para sobrellevar los cambios o manejar el estrés o manejo de estrés, preocuparse en la noche y no dormir, alejar a amigos y familiares, pasar mucho tiempo a solas, hacer cosas para herirse a sí mismos, sentirse atorados o sin motivación, desarrollar comportamientos adictivos

Consulte las señales de advertencia de suicidio: https://www.tn.gov/health/health-program-areas/fhw/vipp/suicide-prevention/warning-signs.html

COSAS A OBSERVAR EN ADULTOS

Vea la lista para niños. La mayoría son las mismas para los adultos también.
Observe si hay estos u otros cambios:

Trabajo: Problemas en el trabajo, incapacidad para completar las tareas como lo hacía antes, ser despedido de los trabajos, cambiar de un trabajo a otro

Finanzas: Tomar decisiones malas con el dinero, comprar antes de pensar, pedir dinero prestado, hacer pagos atrasados

Relaciones: Batalla para mantener relaciones sanas con familiares, amigos y compañeros del trabajo, ser abusivo verbal, física, emocional o sexualmente en una relación; que se aprovechen de usted en una relación; ser muy necesitado

No hay fecha límite para recuperarse de una lesión cerebral

Qué hacer si ve cambios en su persona o en sus familiares

Que hacer depende en lo que vea que está sucediendo.

Enseñar una habilidad: La persona podría sólo necesitar aprender o reaprender cómo hacer las cosas que son difíciles (atar un zapato, usar una escalera eléctrica, comenzar o detener una conversación, aprender cómo resolver algún tipo de problema matemático, o aprender cómo usar una computadora o algún dispositivo, aprender una nueva tarea en el trabajo).

Enseñar una estrategia: Una estrategia es una manera para hacer algo que es difícil en una forma diferente. Por ejemplo: usar un bolígrafo grueso para ayudar a escribir a mano, usar un boceto para organizar la escritura, usar una lista de comprobación para recordar los pasos o artículos, usar un soporte para ayudar con el dolor o la debilidad, usar una libreta, una app de teléfono o Post-its para ayudar con la memoria.

Hablar con el maestro: El(la) maestro(a) puede ayudar a encontrar qué intentar en el salón de clase o los siguientes pasos dentro de la escuela. Las opciones pueden ser: ayuda adicional, un tutor, un plan 504 o un IEP (Programa de educación individualizada). Incluso si su hijo tuvo un IEP anteriormente y se "graduó" del mismo, puede ser una buena opción nuevamente ahora. Si el/la niño/a no califica para los servicios en la escuela, puede buscar obtener ayuda de forma privada.

Hable con su especialista de Recursos Humanos, su supervisor o compañero de trabajo: Tratar con problemas en el trabajo puede ser complicado. Primero necesita decidir si va a divulgar su lesión (decirle a alguien acerca al respecto) y cómo lo hará. Reúnase con su especialista de Recursos Humanos (RH) para comenzar. RRHH puede ayudar a comunicarse con su supervisor. Es posible que el Supervisor no sepa como ayudar o no etienda lo que es una lesión cerebral. RRHH puede capacitar a su supervisor sobre lesiones cerebrales y sus necesidades. Usted tiene derecho a un "acomodo razonable" por su discapacidad bajo la Ley de Estadounidenses con Discapacidades. Estos acomodos pueden incluir: instalar una rampa, proveer software para leer la pantalla, ajustar un programa de trabajo, proporcionar instrucciones por escrito tapones para los oídos con cancelación de ruido. En algunos trabajos, usted puede hacer cambios sin preguntarle al patrón. Quizá puede apagar la luz de su oficina privada, reducir el brillo en su computadora, o cerrar la puerta. Haga cualquier cambio que usted sepa que puede hacer por sí mismo. Trabaje con su patrón para hacer otros cambios. Configure su ambiente de trabajo de modo que pueda ser exitoso. Consulte askjan.org para conocer más acomodos para lesiones cerebrales.

Busque tratamiento específico para sus síntomas Tome el control de su propia salud. Mantenga una lista de cosas que le ayuden y cosas que empeoren sus síntomas. Compartir esta lista podría también ayudarle a un **especialista de síntomas**. El tratamiento puede ser útil incluso años después de la lesión. Las demandas en su vida pueden cambiar. Estos cambios pueden hacer que sea un buen momento para "afinar" que se adecúe a sus síntomas. Si no está seguro de a quién acudir para sus problemas, puede preguntarle a su doctor. Probablemente será mejor consulte a alguien que entienda sobre lesiones cerebrales.

ESPECIALISTAS Y SU TRATAMIENTO ESPECÍFICO PARA LOS SÍNTOMAS

Especialista	Síntomas
Terapeuta físico	Dolor y tensión muscular, cambios en balance, debilidad, reducción de vitalidad
Terapeuta ocupacional	Dificultad con tareas cotidianas como cocinar o hacer presupuestos, cambios de motricidad fina como problemas para escribir o enviar mensajes de texto, cambios en la visión
Logopeda (especialista en patologías del habla)	Dificultad al comunicarse en un ambiente nuevo, habilidades sociales deficientes, dificultad con habilidades de pensamiento, cambios al deglutir
Neurólogo	Migrañas, mareo, manejo del dolor, trastornos del sueño, del sueño, espasmos
Neuro-oftalmólogo	Problemas de la visión relacionados con la lesión
Consejero	Depresión, ansiedad, ayuda para ajustarse a las nuevas circunstancias, sentirse abrumado o solo, problemas de comportamiento
Neuropsicólogo	Dificultad con capacidades cognitivas (de pensamiento), depresión, ansiedad y problemas de comportamiento (puede proveer consejería o trabajar con un consejero y otros especialistas)
Quiropráctico	Dolor de espalda y cuello, dolores de cabeza
Grupos de soporte	Busque el apoyo de otras personas que entienden acerca de lesiones cerebrales. Para grupos de apoyo en Tennessee, visite: https://www.tn.gov/content/dam/tn/health/program-areas/tbi/Traumatic-Brain-Injury-Support-Groups.pdf También hay grupos de soporte en persona y virtuales para síntomas específicos como espasmos, disminución en equilibrio y migrañas.
Médico	Su doctor puede ayudarle con asuntos médicos repentinos que surjan y puede ayudarle a encontrar a quién acudir para sus síntomas. Cuando vaya a *cualquier* doctor por *cualquier* razón, infórmele sobre su lesión cerebral. El problema nuevo podría estar relacionado.
Terapeuta Ocupacional o Consejero Estatal de Rehabilitación Ocupacional	Ayuda con problemas de trabajo, incluyendo el regreso al trabajo y mantener un trabajo. Rehabilitación Ocupacional de Tennessee https://www.tn.gov/humanservices/ds/vocational-rehabilitation.html Beneficios para el Trabajo: https://www.tndisability.org/benefits-work



APOYO COMUNITARIO

Mantener personas que le apoyen en su vida es muy importante. Todos necesitamos personas a nuestro alrededor.

Algunas maneras de hacerlo son:

- Intégrese a un grupo espiritual o social.
- Únase a un grupo que haga actividades divertidas como jugar boliche, hacer colchas, practique senderismo o grupos de lectura.
- Manténgase conectado con amigos en persona, por teléfono o apps para computadora.
- Conéctese con otras personas con lesión cerebral en grupos seguros y privados en línea para aprender de otros.

MANTENGA SU CEREBRO SALUDABLE

Mantener nuestros cerebros saludables es importante para todos, y es sumamente importante para personas que tienen lesión cerebral. Algunas cosas comprobadas que puede hacer para mantener su cerebro saludable:

- Comer alimentos sanos como frutas, vegetales, granos enteros, nueces, semillas y frijoles. Use grasas saludables como el aceite de aguacate y de oliva. Evite o limite los lácteos, la carne y la comida procesada (chatarra).
- Haga ejercicio regularmente que eleve su pulso cardiaco como caminar rápidamente, correr o bailar.
- Duerma lo suficiente para su edad. Los niños, incluyendo los adolescentes, necesitan dormir más que los adultos.
- Utilice productos de limpieza y de cuidado de la salud que sean naturales.
- No fume ni use cigarros electrónicos, no beba alcohol ni use drogas.
- Socialice - manténgase conectado con amigos y familiares.
- Continúe aprendiendo nuevas cosas que le interesen.
- Cuide su salud mental.
- Evite otra lesión - vea abajo.

Para mayor información sobre salud cerebral, visite https://www.tndisability.org/resources-o

PREVENCIÓN

Es muy importante prevenir que suceda otra lesión. Las personas que han sufrido una lesión cerebral tienen mayor probabilidad de sufrir otra. Tome buenas decisiones acerca de interacciones sociales y seguridad. Evite deportes y actividades bruscas. Con cualquier actividad, piense primero cómo evitar otra lesión. **Siempre** use un casco cuando se necesite y **siempre** use el cinturón de seguridad.

ESPERE LO MEJOR, PLANEE PARA LO MEJOR... PERO ESTÉ PREPARADO CON EL CONOCIMIENTO

RECURSOS GRATIS

Recursos de Tennessee

Coordinación de Servicios del Programa de Lesión Cerebral Traumática de Tennessee:
https://www.tn.gov/health/health-program-areas/fhw/vipp/tbi.html
ayuda con referencias, problemas con seguros y más

Línea telefónica estatal de crisis en Tennessee: 855-CRISIS-1 (855-274-7471)

Regresar a aprender/Regresar a jugar: Pautas para el manejo de una contusión cerebral
https://www.tn.gov/content/dam/tn/health/program-areas/tbi/2020%20Tennessee%20Department%20of%20Health%20Return%20to%20Learn.Return%20to%20Play%20Guidelines.pdf

Empower Tennessee: https://empowertennessee.org/

Brain Links: https://www.tndisability.org/brain

Family Voices de Tennessee:
https://www.tndisability.org/family-voices-tennessee
familias apoyando a familias de niños con necesidades de atención médica especiales, enfermedades crónicas o discapacidades

kidcentral Tennessee - https://www.kidcentraltn.com

Recursos para la escuela y el trabajo

Apoyo y capacitación para padres excepcionales: https://tnstep.org/
ayuda a padres con apoyo y capacitación para las necesidades educativas de los niños

Beneficios para el trabajo: https://www.tndisability.org/benefits-work

Centro de Investigación y Capacitación en Lesiones Cerebrales (CBIRT):
https://cbirt.org/

Red de Acomodación en ell Trabajo https://askjan.org/

Recursos nacionales

Sitio web de BrainLine: https://www.brainline.org/
Información sobre cómo vivir con una lesión cerebral

Asociación contra las Lesiones Cerebrales de los Estados Unidos:
https://www.biausa.org/
recurso nacional para la lesión cerebral

Psychology Today:
https://www.psychologytoday.com/us/therapists/traumatic-brain-injury
para obtener ayuda o para encontrar un consejero/terapeuta

Brain Links

https://www.tndisability.org/brain
@BrainLinksTN

Brain Links cuenta con el respaldo de la Administración para la Vida Comunitaria (ACL) del Departamento de Salud y Servicios Humanos de los EE. UU. Bajo la subvención N° 90TBSG0024-01-00 y en parte por el Departamento de Salud de Tennessee, Programa de Lesiones Cerebrales Traumáticas.
Publicado en febrero de 2021

Driving after Traumatic Brain Injury

Traumatic Brain Injury Model System Consumer Information

For more information, contact your nearest TBI Model Systems. For a list of TBI Model Systems, go to: http://www.msktc.org/tbi/model-system-centers

This publication was produced by the TBI Model Systems in collaboration with the University of Washington Model Systems Knowledge Translation Center with funding from the National Institute on Disability and Rehabilitation Research in the U.S. Department of Education, grant no. H133A060070.

Driving is an important part of a person's independent lifestyle and integration into the community. Because we take our driving skills for granted, it is easy to forget that driving is the most dangerous thing we do in our everyday lives. A brain injury can affect the skills needed to drive safely. If and when an injured person may safely return to driving should be addressed early in recovery. The injured person, family members, and health professionals should all be included in this important decision. If anyone has concerns that that driving may put the injured person or others in danger, health professionals may recommend pre-driving testing.

How can a TBI affect driving ability?

A brain injury can disrupt and slow down skills that are essential for good driving, such as:

- Ability to maintain a constant position in a lane.
- Having accurate vision.
- Maintaining concentration over long periods of time.
- Memory functioning, such as recalling directions.
- Figuring out solutions to problems.
- Hand-eye coordination.
- Reaction time.
- Safety awareness and judgment.

Studies indicate that even mild thinking difficulties, which may not be recognized by the injured person, may add to increased risks while driving.

Warning signs of unsafe driving

- Driving too fast/slow.
- Not observing signs or signals.
- Judging distance inaccurately when stopping or turning.
- Slow to make decisions.
- Becoming easily frustrated or confused.
- Having accidents or near misses.
- Drifting across lane markings into other lanes.
- Getting lost easily, even in familiar areas.

Copyright © 2010 Model Systems Knowledge Translation Center (MSKTC). May be reproduced and distributed freely with appropriate attribution.

How often do individuals with TBI return to driving?

Between 40 and 60 percent of people with moderate to severe brain injuries return to driving after their injury. To lessen the risk of crashes, people with TBI may place limitations on their driving habits. They may drive less frequently than they did before the injury or drive only at certain times (such as during daylight), on familiar routes, or when there is less traffic. Having experienced a seizure after the TBI may be a barrier to driving. States often require that a person be free of seizures for a period of time, such as 6 months, before resuming driving. People who want to return to driving need to check with the laws in their state.

Driving evaluations and training

A driving evaluation is a crucial step in determining a person's ability to drive following recovery from a TBI. Research studies indicate that most TBI survivors are not thoroughly evaluated for driving skills before they begin driving after the injury, and this may put TBI survivors at risk for a crash.

While there is no standardized assessment test or process, a typical driving evaluation has two parts:

- Preliminary Evaluation: A review of cognitive (thinking) abilities, including reaction time, judgment, reasoning and visual spatial skills. Recommendations regarding the need for adaptive equipment and additional skills training are based on the results of the evaluation.
- On-the-Road: A test of the mechanical operation of a vehicle, either using a driving simulator or driving a vehicle on the roadway in the presence of the evaluator. This evaluation is used to assess safe driving skills in various traffic environments, as well as basic driving skills while a client uses the appropriate adaptive driving equipment.

Current research indicates that many individuals with TBI can become competent, safe drivers when given the proper training. Training serves to improve specific driving skills. Sometimes this involves practicing driving under the supervision of a driving evaluator. In some cases a training program might focus on specific skills such as rapid understanding of visual information.

Evaluations and training are often provided by professionals certified through the Association for Driver Rehabilitation (ADED). A list of certified professionals may be found on the ADED website, www.driver-ed.org.

Vehicle modifications

If an individual with TBI has physical disabilities but has well-preserved cognitive functions, the individual may be able to resume driving with adaptive equipment and/or other modifications to the vehicle.

Recommendations for adaptive equipment and modifications could include:

- Hand-controlled gas and brake systems.
- Spinner knobs for steering.
- Left foot accelerator.
- Lifts for entering and exiting the vehicle.

Legal and insurance considerations

A person who wishes to resume driving must have a valid driver's license. In some states there must be a formal evaluation performed by a licensing bureau before resuming driving after a brain injury. Insurance may also be required. The person should check local regulations relating to licenses and insurance.

Other transportation options

Accessible and reliable transportation is the most critical part of community integration following a TBI. If a person is not able to drive, there may be other options for transportation. Family members can provide transportation, and public transportation such as buses can be used. Some communities provide public transportation specifically for disabled riders.

Step-by-Step: Should you be driving?

1. Discuss your ability to drive with your doctor and/or health professionals, family members
2. Get a professional evaluation to determine your driving ability
3. Based on your evaluation you may be allowed to drive, need training or vehicle modification before returning to driving, or will need to use other transportation options

Recommended resources

- Brain Injury Association of America. *www.biausa.org*
- State Vocational Rehabilitation Offices. *www.jan.wvu.edu*
- Association for Driver Rehabilitation Specialists. *www.driver-ed.org*
- National Mobility Equipment Dealers Association. *www.nmeda.org*

Reference

Eby, D.W., Molnar, L. J. (2010) Driving Fitness and Cognitive Impairment. *JAMA*. 303(16):1642-1643.

Disclaimer

This information is not meant to replace the advice from a medical professional. You should consult your health care provider regarding specific medical concerns or treatment.

Source

Our health information content is based on research evidence whenever available and represents the consensus of expert opinion of the TBI Model Systems directors.

Authorship

Driving after TBI was developed by Thomas Novack, PhD and Eduardo Lopez, MD in collaboration with the University of Washington Model Systems Knowledge Translation Center. Portions of this document were adapted from materials developed by the University of Alabama TBI MS and JFK Johnson Rehabilitation Institute TBI MS and from Driving After Brain Injury reprinted with written permission from the Brain Injury Association of America, Inc. ©2007.

El conducir después de una lesión cerebral traumática

Información del Consumidor sobre el Sistema Modelo de Lesión Cerebral Traumática

Para más información, contacte al TBI Model Systems más cercano. Para una lista de TBI Model Systems vaya a: http://www.msktc.org/tbi/model-system-centers

Esta publicación fue producida por TBI Model Systems en colaboración con el Model Systems Knowledge Translation Center con fondos del Instituto Nacional de Investigación sobre la Discapacidad y Rehabilitación en el Departamento de Educación de los EE.UU., subvención núm. H133A060070.

Conducir es una parte importante del estilo de vida independiente y la integración de una persona en la comunidad. Debido a que damos por sentado nuestras destrezas para conducir, es fácil olvidar que conducir es una de las cosas más peligrosas que hacemos en nuestro diario vivir. Una lesión cerebral puede afectar las destrezas que necesitamos para conducir de manera segura. Cuándo y si una persona puede volver a conducir es algo que se debe considerar temprano en el proceso de recuperación. La persona lesionada, los familiares y los profesionales de la salud deben ser incluidos en esta importante decisión. Si alguien tiene alguna preocupación de que el conducir pudiera poner en peligro a la persona lesionada o a otras personas, los profesionales de la salud pudieran recomendar una prueba previa antes de conducir.

¿Cómo una lesión cerebral traumática afecta la capacidad de conducir?

Una lesión cerebral puede interrumpir y retardar destrezas que son esenciales para conducir bien, como:

- Habilidad para mantener una posición constante en un carril.
- Tener visión certera.
- Mantener concentración por periodos largos de tiempo.
- Funcionamiento de la memoria, como recordar indicaciones.
- Descifrar soluciones para problemas.
- Coordinación visomotora.
- Tiempo de reacción.
- Tener conciencia sobre seguridad y buen juicio.

Estudios indican que dificultades leves de pensamiento, que tal vez no son reconocidas por la persona lesionada, pudieran contribuir a mayores riesgos cuando se conduce.

Señales de aviso que indican que se conduce peligrosamente

- Conducir muy rápido/lento.
- No seguir los avisos o señales.
- Calcular distancias incorrectamente cuando se detiene o se da un viraje.
- Lentitud para tomar decisiones.

Derechos de autor ©2010 Model Systems Knowledge Translation Center (MSKTC).

- Frustrase o confundirse con facilidad.
- Tener accidentes o estar a punto de tener accidentes.
- Salirse de las marcas del carril e invadir otros carriles.
- Perderse con facilidad, aun en áreas familiares.

¿Con qué frecuencia vuelven a conducir las personas con una lesión cerebral traumática?

Entre un 40 y un 60 por ciento de las personas con lesiones cerebrales moderadas o severas vuelven a manejar después de una lesión. Para reducir el riesgo de accidentes, las personas con una lesión cerebral traumática (TBI, por sus siglas en inglés) tal vez establezcan límites a sus hábitos de conducir. Tal vez conduzcan con menos frecuencia que antes de tener la lesión o manejan solamente a ciertas horas (como durante el día), en rutas familiares o cuando hay menos tráfico. Haber tenido una convulsión después de TBI pudiera ser un obstáculo para conducir. Con frecuencia, estados requieren que una persona no haya tenido convulsiones por un periodo de tiempo, como por 6 meses, antes de volver a conducir. Personas que quieren volver a conducir deben consultar las leyes en su estado.

Evaluaciones y adiestramiento para conducir

Una evaluación para conducir es un paso crucial para determinar la habilidad que la persona tiene para conducir después de recuperarse de una TBI. Estudios de investigación indican que la mayoría de los sobrevivientes de TBI no son evaluados a fondo para determinar las destrezas de conducir después de la lesión, y que esto puede poner a los sobrevivientes de una TBI a riesgo de tener un accidente.

Aunque no hay una prueba o proceso estandarizado de evaluación, una evaluación típica para conducir tiene dos partes:

- Evaluación preliminar: Un repaso de habilidades cognitivas (pensamiento), inclusive tiempo de reacción, juicio, razonamiento y destrezas visual-espacial. Las recomendaciones sobre la necesidad de usar equipo adaptivo y destrezas adicionales se basan en los resultados de la evaluación.
- En la carretera: Una prueba de la operación mecánica de un vehículo, usando un simulador para conducir o conduciendo un vehículo en la carretera en presencia de un evaluador. Esta evaluación se usa para evaluar destrezas seguras para conducir en varios ambientes de tráfico, así como destrezas básicas para conducir mientras el cliente usa el equipo adaptativo para conducir que es adecuado.

Investigaciones recientes indican que muchas personas con una TBI pueden convertirse en conductores competentes y seguros cuando reciben adiestramiento adecuado. El adiestramiento sirve para mejorar destrezas específicas para conducir. A veces esto conlleva practicar cómo conducir bajo la supervisión de un evaluador para conducir. En algunos casos, un programa de adiestramiento podría enfocarse en destrezas específicas tales como comprensión rápida de información visual.

Frecuentemente, profesionales certificados a través de la Association for Driver Rehabilitation (ADED) ofrecen evaluaciones y adiestramientos. Se puede hallar una lista de profesionales certificados en el sitio web de la ADED, www.driver-ed.org.

Modificaciones del vehículo

Si una persona con una TBI tiene discapacidades físicas, pero tiene bien preservadas las funciones cognitivas, la persona pudiera volver a conducir con equipo adaptivo y/u otras modificaciones en el vehículo.

Las recomendaciones para equipo adaptivo y modificaciones pudieran incluir:

- Acelerador y sistema de frenos controlado con las manos.
- Botones de control del acelerador.
- Acelerador para el pie izquierdo.
- Rampas para entrar y salir del vehículo.

Consideraciones legales y de seguro

Una persona que desea volver a conducir debe tener una licencia de conducir válida. En algunos estados debe hacerse una evaluación formal de una agencia que otorga licencias antes de volver a conducir después de una lesión cerebral. Tal vez se requiera seguro. La persona debe consultar las regulaciones locales concernientes a licencias y seguro.

Otras opciones de transportación

Transportación accesible y fiable es la parte más crítica para la integración a la comunidad después de una TBI. Si una persona no puede conducir, pudiera haber otras opciones de transporte. Familiares pueden proveer transportación, y se puede usar transportación pública como autobuses. Algunas comunidades proporcionan trasportación pública específicamente para usuarios discapacitados.

Paso a paso: ¿Debiera usted conducir?

1. Hable con su médico y/o profesionales de la salud, familiares sobre su capacidad para conducir

2. Reciba una evaluación profesional para determinar su capacidad para conducir

3. Basado en su evaluación, tal vez le permitan conducir, requiera adiestramiento o requiera modificar el vehículo antes de volver a conducir, o tal vez requiera usar otras opciones de transporte

Recursos recomendados (en inglés)

- Brain Injury Association of America.
- www.biausa.org
- State Vocational Rehabilitation Offices.
- www.jan.wvu.edu
- Association for Driver Rehabilitation Specialists. www.driver-ed.org
- National Mobility Equipment Dealers Association. www.nmeda.org

Fuente

El contenido de nuestra información de salud está basado en evidencia investigativa y/o consenso profesional, y ha sido revisado y aprobado por un equipo editorial de expertos de TBI Model Systems.

Autoría

El conducir después de una lesión cerebral traumática fue desarrollado por Thomas Novack, PhD y Eduardo Lopez, MD en colaboración con el with the Model System Knowledge Translation Center. Porciones de este documento fueron adaptadas de materiales desarrollados por University of Alabama TBI MS y JFK Johnson Rehabilitation Institute TBI MS y de Driving After Brain Injury (reimpreso con permiso por escrito de parte de Brain Injury Association of America, Inc. ©2007).

BRAIN INJURY ASSOCIATION OF VIRGINIA

TN TRAUMATIC BRAIN INJURY PROGRAM

https://www.tn.gov/health/health-program-areas/fhw/vipp/tbi.html

National Alliance of Mental Illness (NAMI)TN https://www.namitn.org/

TN Voices for Children https://tnvoices.org/

Brain Links http://tndisability.org/brain

QUICK GUIDE

Mental Health & Brain Injury

The relationship between brain injury and mental health is strong, but still under-researched. What we do know is while sometimes brain injury is an entirely separate issue to mental health, brain injury can lead to new mental health issues developing, and mental health issues can make brain injury symptoms worse. The effects of brain injury and mental illness can look very similar, which is why understanding the relationship between the two is important for individuals to advocate for themselves and for medical professionals to make accurate diagnoses.

What are the differences between mental health disorders and brain injuries?

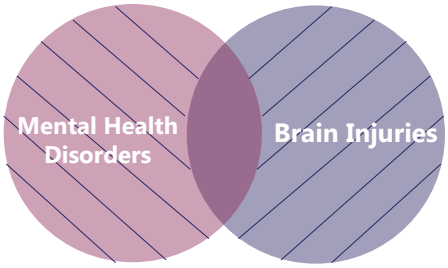

While many symptoms of a brain injury overlap with those of a mental health disorder, not all mental health issues that develop after a brain injury are severe enough to be considered "disordered." However, this does not mean the mental health issues an individual experiences are not real, important, or cause challenges. Talking about mental and emotional struggles with medical professionals can help determine whether or not they are related to a brain injury.

What are the similarities?

There are many symptoms caused by a brain injury that are also typical for different types of mental health disorders (see chart on next page). If a mental health issue or disorder is already present for an individual, a brain injury can also make those symptoms worse, creating more challenging problems. Tracking symptoms (like emotions and mental state) in a journal and trying to identify when they first started and compare that timeline to when the brain injury occurred can help the individual and medical professionals determine the root cause and best treatment options.

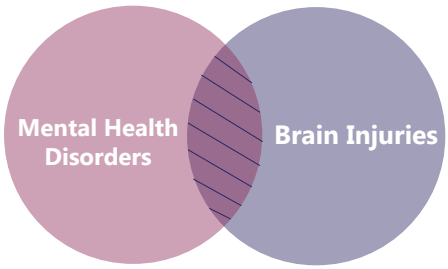

© Brain Injury Association of Virginia All Rights Reserved Permission was granted to adapt for Tennessee.

How do substance abuse disorders impact brain injuries and vice versa?

Substance abuse and addiction to drugs and alcohol is considered a mental disorder, and can be intertwined with the effects of a brain injury. Being under the influence of substances that impair judgment, motor functions, and memory increases the likelihood of being injured. The symptoms of a brain injury also increase chances of developing a substance abuse disorder. In fact, individuals with a brain injury are 11 times more likely to die of an overdose than people without a brain injury[1]. This means substance abuse can be both a cause and a symptom of brain injury, making it especially important to be aware of.

Overall, the symptoms* of some mental health disorders and brain injuries overlap in many ways:

	Concussion	Anxiety	Depression	Substance Abuse
Headaches	x	x	x	x
Drowsiness	x	x	x	x
Irritability	x	x	x	x
Poor memory	x	x	x	x
Fatigue	x	x	x	x
Poor sleep	x	x	x	x
Nausea	x	x	x	x
Dizziness	x			x
Blurred vision	x			x

*For a comprehensive list of mental health disorder and brain injury symptoms, please consult with a medical professional.

What does treatment and recovery look like?

There is no "cure" for brain injury or mental health disorders. However, there are many effective treatment options like cognitive-behavioral therapy and medication to help decrease symptoms and manage challenges. Be aware not all doctors who treat brain injury are mental health experts and vice versa, which is why being as honest as possible about your difficulties is key.

The TN Traumatic Brain Injury Program can help you better understand brain injury and consult with you about your personal situation. We can then direct you to services you might need in your area. Our services are confidential and free.

To get in touch: 1-800-882-0611

Visit the TN TBI Program
https://www.tn.gov/health/health-program-areas/fhw/vipp/tbi.html

Contact Brain Links for "free" Training & Educational Information at: tbi@tndisability.org

1. Administration for Community Living National Institute on Disability, Independent Living, and Rehabilitation Research (NIDILRR) "Opioids and TBI" Brief, April 2019.

© Brain Injury Association of Virginia
All Rights Reserved

Brain Links

With permission from the Brain Injury Association of Virginia, this product has been adapted for Tennessee by Brain Links.

This project is supported [in part] through state general funds (Contract #16-002A) administered by the Virginia Department for Aging and Rehabilitative Services (DARS).

BRAIN INJURY ASSOCIATION OF VIRGINIA

PROGRAMA PARA LESIONES CEREBRALES TRAUMÁTICAS DE TENNESSEE

https://www.tn.gov/health/health-program-areas/fhw/vipp/tbi.html

Alianza Nacional para las Enfermedades Mentales (Siglas en inglés: NAMI) TN
https://www.namitn.org/

Voces para los Niños TN
https://tnvoices.org/

Brain Links
http://tndisability.org/brain

GUÍA RÁPIDA

Salud Mental y Lesiones Cerebrales

La relación entre las lesiones cerebrales y la salud mental es fuerte, pero aún falta investigación. Lo que sabemos es que aunque algunas veces las lesiones cerebrales son un asunto totalmente aparte de la salud mental, las lesiones cerebrales pueden llevar a que se desarrollen nuevos problemas de salud mental y los problemas de salud mental pueden hacer que los síntomas de lesiones cerebrales empeoren. Los efectos de una lesión cerebral y una enfermedad mental pueden parecer muy similares, por tal motivo, entender las relaciones entre ambas es importante para que las personas aboguen por sí mismas y para que los profesionales de la medicina hagan diagnósticos exactos.

¿Cuáles son las diferencias entre los desórdenes de salud mental y las lesiones cerebrales?

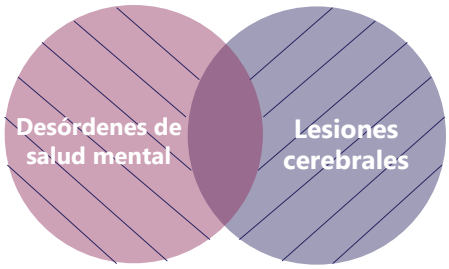

Aunque muchos síntomas de una lesión cerebral se traslapan con los de un desorden de salud mental, no todos los problemas de salud mental que se desarrollan después de una lesión cerebral son lo suficientemente severos como para ser considerados “desordenados”. Sin embargo, esto no significa que los problemas de salud mental que una persona experimente no sean reales, importantes o desafiantes. Hablar acerca de las luchas mentales y emocionales con los profesionales médicos puede ayudar a determinar si dichos problemas son o no relacionados a una lesión cerebral.

¿Cuáles son las similitudes?

Hay muchos síntomas causados por una lesión cerebral que también son típicos para diferentes clases de desórdenes de salud mental (consulte el gráfico en la siguiente página). Si un problema o desorden de salud mental ya está presente para una persona, una lesión cerebral también puede hacer que empeoren esos síntomas, creando más problemas desafiantes. Registrar los síntomas (como emociones y estado mental) en un diario y tratar de identificar cuándo aparecieron por primera vez y comparar esa línea de tiempo al momento en que ocurrió la lesión cerebral puede ayudar a la persona y a los profesionales médicos a determinar la causa raíz y las mejores opciones de tratamiento.

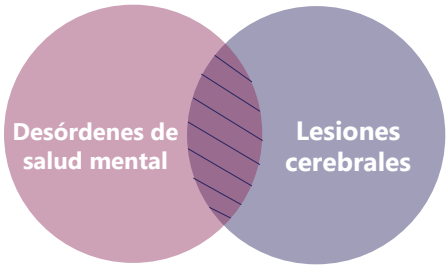

© Asociación para Lesiones Cerebrales de Virginia, Todos los derechos reservados
Se otorgó permiso para adaptarlo para Tennessee.

¿Cómo impactan los desórdenes de abuso de sustancias a las lesiones cerebrales y vice-versa?

El abuso de sustancias y la adicción a las drogas y al alcohol se consideran un desorden mental, y pueden entrelazarse con los efectos de una lesión cerebral. Estar bajo la influencia de sustancias que deterioran el juicio, las funciones motrices y la memoria, incrementan la probabilidad de ser lesionado. Los síntomas de una lesión cerebral también pueden incrementar la probabilidad de desarrollar un desorden de abuso de sustancias. De hecho, las personas con una lesión cerebral son 11 veces más propensas a morir de una sobredosis que una persona sin una lesión cerebral1. Esto significa que el abuso de sustancias puede ser tanto una causa como un síntoma de lesión cerebral, haciendo que sea especialmente importante estar conscientes e ello.

En general, los síntomas* de algunos desórdenes de salud mental y lesiones cerebrales se traslapan en muchas formas:

	Conmoción cerebral	Ansiedad	Depresión	Abuso de sustancias
Dolores de cabeza	x	x	x	x
Somnolencia	x	x	x	x
Irritabilidad	x	x	x	x
Memoria deficiente	x	x	x	x
Fatiga	x	x	x	x
Sueño deficiente	x	x	x	x
Náuseas	x	x	x	x
Mareos	x			x
Visión borrosa	x			x

*Para una lista minuciosa de desórdenes de la salud mental y síntomas de lesiones cerebrales, favor de consultar con un profesional médico.

¿Cómo son el tratamiento y la recuperación?

No hay "cura" para la lesión cerebral o los desórdenes de salud mental. Sin embargo, hay muchas opciones de tratamientos efectivos como la terapia cognitiva-conductista y medicamentos para ayudarles a reducir los síntomas y manejar los desafíos. Tenga presente que no todos los doctores que tratan lesiones cerebrales son expertos en salud mental y vice-versa, razón por la cual, es un punto clave ser tan honesto como sea posible acerca de sus dificultades.

El programa para Lesiones Cerebrales Traumáticas de Tennessee puede ayudarle a entender mejor las lesiones cerebrales consultar con usted acerca de su situación personal. Luego, podemos referirlo a los servicios que pueda necesitar en su área.

Para ponerse en contacto:
1-800-882-0611
Póngase en contacto con Brain Links para Capacitación "gratuita" e información educativa al correo: tbi@tndisability.org

1. Administración para el Instituto Nacional de Vida Comunitaria sobre Discapacidad, Vida Independiente e Investigación de Rehabilitación (Siglas en inglés: NIDILRR) Resumen de "Opioides y TBI", Abril de 2019.

Brain Links

© Asociación para Lesiones Cerebrales de Virginia, Todos los derechos reservados

Con permiso de la Asociación para las Lesiones Cerebrales de Virginia; este producto ha sido adaptado por Tennessee por Brian Links.

Este proyectos es apoyado [en parte] a través de los fondos generales del estado (Contrato #16-002A) administrado por el Departamento de Servicios para el Envejecimiento y la Rehabilitación de Virginia (Siglas en inglés: DARS).

Service Coordination Contact Information

CHATTANOOGA
Chattanooga Area Brain Injury Association
Contact: Lisa Morgan
(423) 602-7246
chattanoogabraininjury@gmail.com

MEMPHIS
Regional One Health
Contact: Carolyn Chambers
(901) 545-8487
cchambers@regionalonehealth.org

NASHVILLE
Brain Injury Association of Tennessee
Contact: Angela Pearson
(615) 955-0673
apearson.biat@gmail.com

SOUTH CENTRAL
Disability Rights Tennessee
Contact: Holland Camara
(629) 702-7729
HollandC@disabilityrightstn.org

UPPER CUMBERLAND
Disability Rights Tennessee
Contact: Rick Hall
(629) 702-7727
RickH@disabilityrightstn.org

KNOXVILLE
Patricia Neal Rehabilitation Center
Contact: Patty Cruze
(865) 331-1499
PCruze@CovHlth.com

JACKSON AREA
West Tennessee Rehabilitation Center
Contact: Jimmie Lee Morris
(731) 541-4941
Jimmie.Morris@WTH.org

JOHNSON CITY AREA
Crumely House
Contact: Fredda Roberts
(423) 257-3644 x 6
fredda@crumleyhouse.com

***Please note that service coordinators do not have access to your medical information.**

TN Department of Health

kidcentral tn
KIDCENTRALTN.COM

Tennessee Department of Health
Traumatic Brain Injury Program
Family Health & Wellness, 8th floor, AJT
710 James Robertson Pkwy
Nashville, TN 37243

Tennessee Department of Health, Authorization No. 355600, 10,500 copies, January 2021. This public document was promulgated at a cost of $0.19 per copy.

Tennessee Traumatic Brain Injury

Service Coordination Program

*Assisting **people** with brain injuries, their families and professionals*

Tennessee Department of Health
Traumatic Brain Injury Program
1-800-882-0611

Service Coordination

What is Service Coordination?

The service coordinator's role is to work with people with brain injury and their families to assess needs and coordinate resources and services within the community. Service coordinators have a clear understanding of brain injury and are knowledgeable of the resources available in their community. The service coordinator:

- develops a comprehensive plan of care;
- provides referrals to available resources;
- coordinates services for individual client advocacy; and
- bridges gaps in the service delivery system.

Professionals can receive technical assistance, resource information and education to better understand the unique needs of people with brain injuries.

Service coordination is provided **free of charge.**

Why is Service Coordination Needed?

Traumatic brain injury, or TBI is a major cause of death and disability in the United States each year.

- Approximately 2.87 million TBI-related emergency department visits, hospitalizations and deaths occur each year.
- An average of 155 people in the United States die each day from injuries that include a TBI.
- Approximately 5.3 million Americans live with a TBI-related disability.
- Each year approximately 6,000 Tennesseans are hospitalized with a TBI.

Whether a brain injury is mild, moderate or severe, the effects can include a variety of cognitive, behavioral and emotional complications.

Those who survive a TBI can face effects that last a few days or a lifetime. The return home from a hospital or rehabilitation facility can result in a host of new challenges. Getting back to work or school, locating housing, securing transportation or even engaging in social activities may be difficult. Service coordinators collaborate and coordinate with available resources and services within the community and help to build a practical, community-oriented plan for a productive and independent life.

Scope of Services

All traumatic brain injury service coordinators provide the following services:

- offer information and education on traumatic brain injury;
- locate community-based resources;
- refer clients to qualified services;
- assist clients in applying for and accessing services;
- advocate in the area of individual/client rights and benefits;
- develop support groups; and
- assist or consult in the development of new programs and services.

Service Coordination Goal

The goal of service coordination is to improve the quality of life for people with brain injury and their families.

Brain Links Regional Contact

Program Director:

Paula Denslow, CBIS
Tennessee Disability Coalition
955 Woodland Street
Nashville, TN 37206
615-515-8616
paula_d@tndisability.org

East Tennessee:

Jennifer Rayman, Ed.S., CRC, CBIS
Brain Injury Specialist
865-951-2282
jennifer_j@tndisability

Middle Tennessee:

Wendy Ellmo, M.S., CCC-SLP, BCNCDS
Brain Injury Specialist
908-458-7532
wendy_e@tndisability.org

West Tennessee:

Carrie Carlson, BSW
Brain Injury Specialist
901-907-5731
carrie_c@tndisability.org

Brain Links is supported by the Administration for Community Living (ACL) of the U.S. Department of Health and Human Services under Grant No. 90TBSG0024-01-00 and in part by the TN Department of Health, Traumatic Brain Injury Program.

Healthcare Providers Toolkit Reference Page

Angela Lumba-Brown, MD1; Keith Owen Yeates, PhD2; Kelly Sarmiento, MPH3; et al, JAMA Pediatrics (November 5, 2018), Centers for Disease Control and Prevention Guideline on the Diagnosis and Management of Mild Traumatic Brain Injury among Children. Retrieved from: https://jamanetwork.com/journals/jamapediatrics/article-abstract/2698456

Centers for Brain Injury Research and Training (CBIRT) https://cbirt.org/

Centers for Brain Injury Research and Training, University of Oregon, Accommodations & Modifications in the Classroom for a Student with a Traumatic Brain Injury. Retrieved from: https://cbirt.org/sites/cbirt.org/files/resources/classroomaccommodations_ocamp.pdf

Centers for Disease Control and Prevention (April 27, 2016), Fact sheet for Parents. Retrieved from: https://www.cdc.gov/headsup/pdfs/custom/headsupconcussion_fact_sheet_for_parents.pdf

Centers for Disease Control and Prevention (April 27, 2016), HEADS UP to Health Care Providers: Tools for Providers. Retrieved from: https://www.cdc.gov/headsup/providers/tools.html

Centers for Disease Control and Prevention (February 16, 2015), Online Training for Healthcare Providers. Retrieved from: https://www.cdc.gov/headsup/providers/training/index.html

Centers for Disease Control and Prevention (January 22, 2016), Updated Traumatic Brain Injury Guideline for Adults. Retrieved from: https://www.cdc.gov/traumaticbraininjury/mtbi_guideline.html

Centers for Disease Control and Prevention (March 5, 2019), Concussion Signs and Symptoms Checklist. Retrieved from: https://www.cdc.gov/headsup/pdfs/schools/TBI_schools_checklist_508-a.pdf

Centers for Disease Control and Prevention, Pediatric mTBI Guideline (September 4, 2018), School Letter Return to School After a Concussion: Located under Provider Tools Tab, Retrieved from: https://www.cdc.gov/traumaticbraininjury/PediatricmTBIGuideline.html

Center for Disease Control and Prevention, Report to Congress on the Management of TBI in Children, (September 4, 2018), Flyer for Families. Located under Fact Sheets Tab, Retrieved from: https://www.cdc.gov/traumaticbraininjury/pubs/congress-childrentbi.html

Centers for Disease Control and Prevention, Traumatic Brain Injury & Concussion (September 4, 2018), Centers for Disease Control and Prevention Pediatric mTBI Diagnostic Recommendations. Retrieved from: https://www.cdc.gov/traumaticbraininjury/pdf/pediatricmtbiguidelineeducationaltools/2018-mTBI_AtAGlance_Diagnosis-508.pdf

Centers for Disease Control and Prevention, Traumatic Brain Injury & Concussion (September 4, 2018), Centers for Disease Control and Prevention Pediatric mTBI Guideline Management and Treatment Recommendations. Retrieved from: https://www.cdc.gov/traumaticbraininjury/pdf/pediatricmtbiguidelineeducationaltools/2018-mTBI_AtAGlance_Treatment-508.pdf

Centers for Disease Control and Prevention, Traumatic Brain Injury & Concussion (September 4, 2018), Centers for Disease Control and Prevention Pediatric mTBI Guideline Prognostic Recommendations. Retrieved from: https://www.cdc.gov/traumaticbraininjury/pdf/pediatricmtbiguidelineeducationaltools/2018-mTBI_AtAGlance_Prognosis-508.pdf

Gioia G PhD, Collins M PhD, Acute Concussion Evaluation (ACE), Physicians/Clinicians Office Version. Retrieved from: https://www.ncbi.nlm.nih.gov/books/NBK185341/figure/fig_C_3/?report=objectonly

Graham R, Rivara FP, Ford MA, et al., National Center for Biotechnology Information (February 2, 2014), Sports-Related Concussions in Youth: Improving the Science, Changing the Culture. Retrieved from: https://www.ncbi.nlm.nih.gov/books/NBK185341/

Job Accommodation Network, Publication Download, Accommodation and Compliance Series: Employees with Brain Injury. Retrieved from: https://askjan.org/disabilities/Brain-Injury.cfm?csSearch=2400138_1

Job Accommodation Network. Retrieved from: https://askjan.org/index.cfm

Tennessee Department of Health (July 20, 2017). Tennessee Return to Learn/Return to Play: Concussion Management Guidelines. Retrieved from: https://www.tn.gov/content/dam/tn/health/documents/Returning_to_Learn_Guidelines.pdf

Tennessee Department of Health, Traumatic Brain Injury Program. Retrieved from: https://www.tn.gov/health/health-program-areas/fhw/vipp/tbi.html

Tennessee Support and Training for Exceptional Parents. Retrieved from: https://tnstep.org/

UPMC Life Changing Medicine (2019), ReThink Concussions. Retrieved from: http://rethinkconcussions.upmc.com/

UPMC Life Changing Medicine (October 25, 2016), A Model for Understanding Concussion Assessment, Treatment, and Rehabilitation. Retrieved from: http://rethinkconcussions.upmc.com/2016/10/concussion-clinical-trajectories/

SPECIAL THANKS TO THE FOLLOWING FOR PERMISSION TO USE AND DISTRIBUTE THEIR MATERIAL IN THIS TOOLKIT:

- Gerard A. Gioia, PhD, Children's National Health System and George Washington University School of Medicine for the Post Concussion Symptom Inventories
- Center for Brain Injury Research and Training at the University of Oregon for their 504/ IEP Accommodations and Modifications chart
- University of Pittsburgh Medical Center, Rethink Concussions for their infographic on the Six Types of Concussion

TRAUMATIC BRAIN INJURY/CONCUSSION

CHANGES TO WATCH FOR OVER TIME:

- Headaches
- Changes in sleep patterns
- Fatigue
- Changes in vision
- Balance, coordination changes, dizziness
- Mood swings, gets mad easily
- Changes in personality
- Not feeling like themselves
- Trouble with attention and thinking
- Memory problems, especially short term
- Depression/Anxiety
- Difficulty handling stress
- Inappropriate behavior
- Grades dropping, falling behind in class
- Changes in work performance

Brain Links

Bringing together professionals to recognize the far-reaching and unique nature of brain injury and to improve services for survivors.

ACL Administration for Community Living

TBI SPP Traumatic Brain Injury State Partnership Program

https://www.tndisability.org/brain

@BrainLinksTN

COALITION

kidcentral tn KIDCENTRALTN.COM

Brain Links is supported by the Administration for Community Living (ACL) of the U.S. Department of Health and Human Services under Grant No. 90TBSG0051-01-00 and in part by the TN Department of Health, Traumatic Brain Injury Program.